

# SPICE ROADS

## CYCLING



### VIETNAM HERITAGE BY BICYCLE

Tour Code  
**VNM-VHB**

**7** DAYS  
**6** NIGHTS

	Destinations	Vietnam
	Tour Meets Tour Ends	Hue Hoi An
	Fly in to Fly out of	Phu Bai International Airport (HUI) Da Nang International Airport (DAD)
	Group Size Minimum Age	2-16 riders 14 (on scheduled departures)

### ACTIVITY PROFILE



<b>5</b> Cycling days	<b>265</b> <sup>km</sup> Total cycling distance
<b>53</b> <sup>km</sup> Avg distance / day	<b>265</b> <sup>m</sup> Avg climbing / day

### PRICING



Price	US\$ 1,850
Bike Hire (Mountain Bike)	Included
Bike Hire (E-Bike)	US\$ 310
Single Supplement	US\$ 350

*\*E-bikes are in limited supply, please enquire to reserve one.*

### WHAT'S INCLUDED

- ✓ SpiceRoads jersey
- ✓ Water bottle
- ✓ Support vehicle
- ✓ Guide(s)
- ✓ Meals (as indicated)
- ✓ Accommodation
- ✓ Bike and helmet
- ✓ Snacks and drinks

### WHAT'S EXCLUDED

- ✗ International flights
- ✗ Domestic flights
- ✗ Airport pick up
- ✗ Airport drop off
- ✗ Visa fees
- ✗ Alcohol
- ✗ Tips

### DEPARTURES



18 May - 24 May 2026  
15 Jun - 21 Jun 2026  
29 Jun - 05 Jul 2026  
20 Jul - 26 Jul 2026  
17 Aug - 23 Aug 2026  
19 Oct - 25 Oct 2026  
09 Nov - 15 Nov 2026  
28 Dec - 03 Jan 2027  
02 Feb - 08 Feb 2027  
15 Mar - 21 Mar 2027

See website for later departures

## TRIP PROFILE

We ride a total of 259 km over five cycling days, with some additional optional sections. Transfers are minimal; we strive to maximise time riding and experiencing the local life and sights of Vietnam. After our initial explorations on foot on the first day of the tour, we leave Hue by bike on Day 2 for a flat 26 kilometre loop that includes stops at several significant monuments and a crossing of the Perfume River by a local boat. This day features an optional rolling 20 km option from the Minh Mang tomb back to town. Day 3 begins with a short transfer outside of town, then a meandering flat route along small farm roads following riverbanks to historic Phuoc Thich village before driving back 45 minutes to Hue. After a 15-minute transfer, the Day 4 ride takes us across a more remote section with striking lagoon views and a couple of more challenging but very manageable hills (approx. 30 metres of elevation each) towards the end, followed by a twenty-minute drive. Day 5 will take the most effort, as we warm up with a 10 km flat section, then ascend the formidable Hai Van Pass, an elevation gain of 470 metres. That said, help is always nearby with our accompanying vehicle to supply water or whisk you further ahead if you are tired. The afternoon also offers a flat 30 km ride from Da Nang to Hoi An. Day 6 consists of a flat or gradually ascending 47 kilometre ride to My Son, capped off with one last moderate hill that rises about 30 metres. After exploring the site, we return to Hoi An with a 55-minute transfer.

Your guide's expert knowledge of the area and terrain ensures you always know what is coming up in terms of distance and difficulty. This makes a tremendous difference, as does the constant supply of water and refreshments along the way.

**Suitability:** This is a moderate difficulty tour that is designed for cultural exploration by bicycle. It can be enjoyed by both occasional cyclists and more advanced riders. The distances are substantial, but not extreme, with daily distances averaging about 52 kilometres and elevation gains generally under 300 metres per day (with the exception of the Hai Van Pass). There is always vehicle support to assist if you are tired. Riders should be comfortable manoeuvring their bike in moderate traffic and across a variety of riding surfaces from pavement to gravel.

**Biking Conditions:** The riding surfaces are mostly paved with asphalt or concrete, though there are some sections of broken pavement and gravel to navigate. While we have chosen bike-friendly routes, riders should be comfortable sharing space with pedestrians, animals, motorbikes, and the occasional larger vehicle on some of the roads. Some village sections feature tight turning and the occasional busy market street; with slower speeds and communication, we can safely navigate these sections! We generally ride rain or shine, but based on the guide's discretion or your level of comfort, modifications to the planned route can be made. It's all part of the adventure!



## Day 1: Meet in Hue

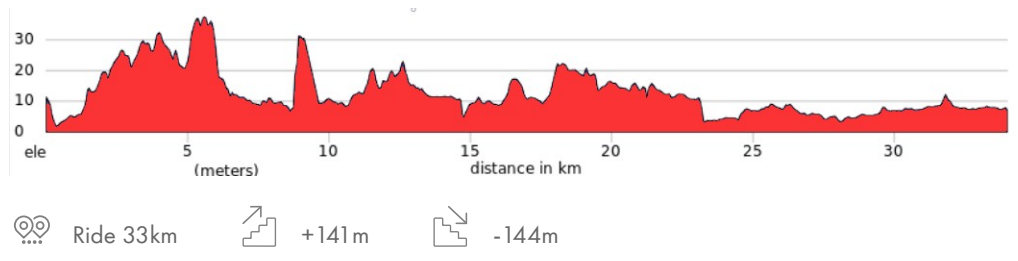
Our tour begins in Hue, the former capital of Vietnam under the Nguyen Dynasty. You can fly to Hue from Saigon or Hanoi, or alternatively you can fly into Danang and transfer up to Hue. We will meet in the early afternoon for an introduction to the Nguyen Dynasty at the Imperial Citadel, modelled after the Forbidden City in China, but with a distinctive Vietnamese touch. While much of the palace was destroyed during the Tet Offensive, the site is nevertheless impressive with its succession of moats and immaculate grounds, and you will gain a clear understanding of how the royal family lived during the peak of their rule. We end our day with a traditional Vietnamese dinner where your guide will set the stage for the rest of the trip.

 Emm Hotel    Dinner

## Day 2: Hue's Tombs

This morning is our first bike ride! After a short transfer, your guide will acquaint you with your new two-wheeled friend. Soon, you are off for a spin through this atmospheric city and its surroundings. Monuments of Vietnamese imperial history surprise us as we wind our way through tree-lined lanes and elevated roads in the fertile rice paddies. Explore the rambling and impressive tomb complex of Emperor Minh Mang (truly a palace for the afterlife), cross the beautiful Perfume River by small ferry, explore the 17th century Thien Mu Pagoda at its majestic vantage point over the river, and then arrive back in the city. Enjoy your dinner of local specialties after this day of exploration!

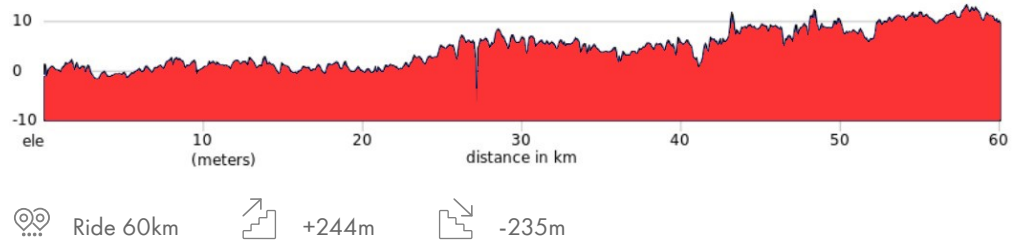
 Emm Hotel    Breakfast, Lunch, Dinner



### Day 3: Hue Countryside

This morning, we cycle Hue's lush countryside on a mix of footpaths and quiet country lanes to the traditional village of Phuoc Tich. Country lanes lead us through rustic farmland and local markets. We'll come across a Catholic village and see locals cultivating crops including rice, mushrooms, and peanuts, making colourful incense sticks, or producing handicrafts from bamboo or long grasses. Our destination, Phuoc Tich, is made up of many homes that date back 200 years and follow traditional feng shui design. We visit ancient houses and learn more about this rich and culturally significant village. In the afternoon, transfer 45 minutes back to Hue. Tonight, dinner is on your own, the perfect opportunity to delve into the culinary scene and find hidden gems. Hue is a beautiful city to wander at night, especially along the riverside and the old quarter surrounding the palace.


 Emm Hotel
  Breakfast, Lunch



### Day 4: Hue - Lang Co

We check out of our hotel in Hue and take a 15-minute drive to the outskirts of town, where our bikes await. Our route follows canals and rivers into the estuary of the Perfume River, a more isolated region of farming and fishing villages. We then arrive at the uncanny "Ghost City," made up of huge, remarkably ornate mausoleums to ancestors, many of which are funded with money sent home by Vietnamese expatriates living abroad. The artistry of the mausoleums makes for a striking contrast with the rural landscape of rice fields, woods, and wetlands. The ride continues through this serene countryside and culminates by the shores of Vietnam's largest lagoon, where locals raise an abundance of oysters and fish. After taking in this dramatic view, we transfer the final 40 km to Lang Co Beach Resort for lunch. The rest of the day is yours to enjoy the resort, head to the spa, or relax at the beach.

 Lang Co Beach Resort
  Breakfast, Lunch, Dinner



### Day 5: Lang Co - Hoi An

Our ride begins straight out of the resort this morning, with a fun spin around another peaceful lagoon. This brings us to the day's challenge: the iconic Hai Van Pass, where we will climb to 480 m above sea level over a distance of 10 km. It yields superb views over Da Nang Bay, well

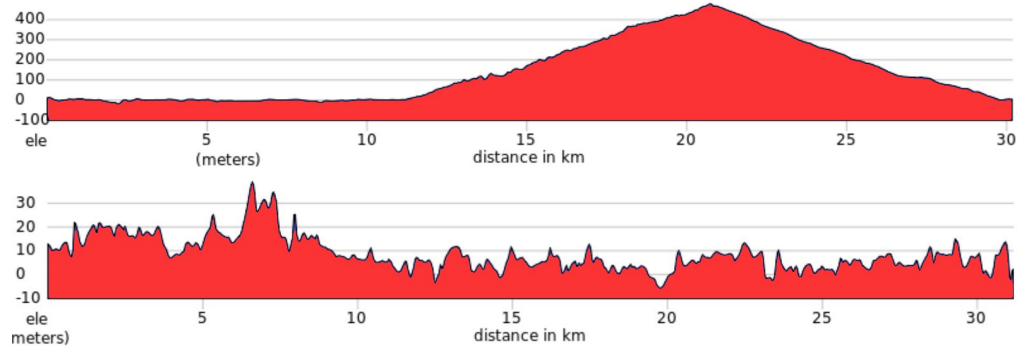
worth the ride. We then enjoy the downhill to the modern, dynamic city of Danang, our destination for lunch. In the afternoon, we wind down with a relaxing and very scenic ride to Hoi An, winding through Da Nang's neighbourhoods passing the Marble Mountains, strange limestone columns that seem artificially placed into the flat landscape, and then into the riparian landscape of the countryside. We follow the Thu Bon River into the town of Hoi An, an important port of call for Chinese, Japanese, and Portuguese traders during the 17th and 18th centuries. The architecture reflects its cosmopolitan past, with over 844 UNESCO-protected historic structures forming the core of the town. Dinner is on your own tonight, so get adventurous and try the delicious Vietnamese food Hoi An's markets and riverside restaurants have to offer! Your guides will be happy to recommend their favourites.



Vinh Hung Riverside Resort



Breakfast, Lunch



Ride 61 km



+899m



-908m

## Day 6: Hoi An - My Son - Hoi An

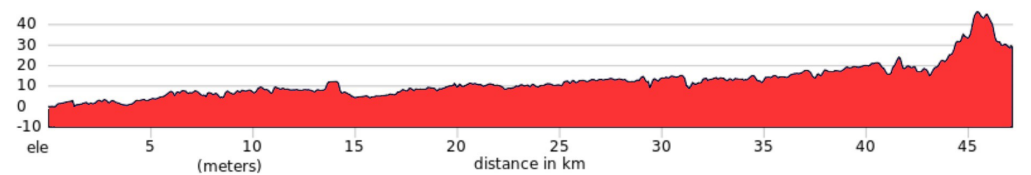
This morning, we cycle directly from our hotel out of Hoi An on small village roads and then make our way up the Thu Bon River by roads and farm lanes. The ride is a fascinating immersion in the region's ecosystem and surrounding agrarian economy, inextricably tied to the natural cycles of the tides, seasonal rains, and jungle flora. Eventually, we arrive at My Son, ancient capital of the Cham civilization, a Hindu people who ruled this region until some 500 years ago. Although some of the temples were destroyed by American bombs, there are many remaining temples that convey the prosperity and artistry of the Champa kingdom. We will have lunch before visiting the site on foot. In the afternoon, we transfer by van just over one hour back to Hoi An. After exploring the town further, we will gather for a final dinner in the historic centre and celebrate the journey we have taken together through the many sides of Vietnam!



Vinh Hung Riverside Resort



Breakfast, Lunch, Dinner



Ride 47km



+217m



-188m

## Day 7: Hoi An Departure

This morning, we say goodbye and leave for our onward journey. Please let us know if we can help with airport transfers or other arrangements in Vietnam!



Breakfast

Disclaimer: The adventure cycling tours we operate often go beyond the beaten track, and the countries where we ride are not always predictable. Due to these reasons, it is occasionally necessary to reroute or update itineraries. Our guarantee is that we will not change a trip unless for safety or to improve it. Our listed hotels are always accurate at the time of writing, but should we have to change any hotel, it will always be for a similar or better one.

## NUTS & BOLTS

### Bikes

Included in this tour are well-known makes of mountain bikes with lightweight alloy frames, 24- to 27-speed gearing, v-brakes, and Shimano components and front suspension.

We also have E-Bikes available for hire, but they are limited in number & size - please send an email to us to check on availability.

If you bring your own bike, please make sure it is a hybrid or a mountain bike with tires at least 35mm wide. A front suspension may be helpful to smooth out the bumps, but it is not essential.

### Bike Repairs

Basic spares and tools are carried by the guide and on the support vehicle, though we cannot guarantee having spares for every conceivable problem. Carrying a basic tool kit, a spare tube and a pump while riding is recommended.

### Safety

Wearing a helmet is required on all our biking adventures and is non negotiable. If you do not wear a helmet you will not be allowed to cycle. Your tour leader is trained in first aid and emergency rescue, but to a large degree you must be responsible for your own safety while riding. It is therefore compulsory that you take out travel insurance that will cover you for a mountain biking tour.

### Guides

You will be led by a local English-speaking guide and if the group is 9 people or more we will add another guide to the tour. All our guides are well informed in the history, culture and religions of the area where you are biking and are skilled at passing that knowledge on to you. Your guide is also medically trained and an experienced cyclist, able to handle most minor repairs en route.

## THE NITTY GRITTY

### Passports and Visas

The visa requirements for Vietnam can be divided into three sections, dependent on your nationality and the point of entry/exit. Please review the details below to determine which applies to you. Visa policies are subject to change, and it is the traveler's responsibility to confirm their visa requirements for Vietnam before departure.

#### E-Visa

The Vietnam e-visa is now available to almost all nationalities. You can apply for a single or multiple-entry visa valid for up to 90 days. Application is through the Vietnam [visa portal](#). Please note that e-visas cannot be used if you are joining [Road Biking from Saigon to Angkor](#) (more information in the [Visa on Arrival](#) section below).

Please carefully fill out the form and check the information you have entered. Even minor spelling errors will render the visa invalid and your entry to Vietnam will be denied.

For peace of mind, we suggest applying for your e-visa as early as possible, and no later than 2 weeks before your expected arrival in Vietnam. While processing time is generally no more than 1-3 working days (not including weekends and Vietnamese holidays), it is wise to give yourself some buffer time in case there are any issues.

If you are joining a multi-country trip beginning in Vietnam, please be sure to select the correct exit point from the list below:

- [Saigon to Bangkok by Bicycle](#) and [Biking Saigon to Angkor Wat](#): Vinh Xuong Landport
- [Remote Vietnam and Laos by Bike](#): Na Meo Landport
- [Biking Hanoi to Luang Prabang](#): Tay Trang Landport
- [Cultural Road from Hoi An to Angkor Wat](#): Le Thanh International Border Gate

If your SpiceRoads trip will end in Vietnam, please choose your point of exit as the airport, port or land border through which you have arranged to leave Vietnam.

Please keep a printed copy of your e-visa with you at all times, as it may be requested at some exit points.

### Visa Exemption

Citizens of certain countries (including many European and Asian nations) can enter Vietnam visa-free for up to 45 days. Please check if your nationality is exempt [here](#) before applying for an e-visa. If you are on the exemption list, you still need to make sure that your passport is valid for at least 6 months from your date of entry and has at least two blank pages. You do not need to apply for anything in advance; you will simply receive an entry stamp at immigration upon arrival.

### Visa on Arrival

If you are joining "Road Biking from Saigon to Angkor", **e-visas are not permitted for the exit through the land borders we cross during the tour.** Before the tour, our sales team will collect your passport and flight information from you, and we will provide you with the Visa on Arrival letter within 10 business days.

When you arrive in Vietnam, you will need to present the following at the Visa on Arrival counter:

- a printed copy of the Visa on Arrival letter, which we will have sent to you by email. You will also likely need this printed letter to check in and board your flight to Vietnam.
- the visa stamping fee (USD \$25 for a single-entry visa). Please prepare the visa fee amount in cash, using USD or the equivalent in Vietnam dong to avoid unfavourable airport exchange rates.
- two printed passport photos.

Your Visa on Arrival will be processed quickly, and you may then proceed to immigration to enter Vietnam.

Please ensure that you update our sales team if your passport or flight details change before the tour, as mismatched information will result in entry to Vietnam being denied. Changes to this information when a Visa on Arrival letter has already been issued will result in a charge for a new letter to be processed.

### Health

See [here](#) for recommendations and detailed information.

### Weather

Weather in Vietnam is divided into 4 main regions - the far north, north, central and south.

The far north can get very cold in December and January while the dry season runs from October to late March and the wet season between April to September.

In Hanoi & the north, it is hot, wet and humid from May to October while November to April is cooler and dry.

Central Vietnam experiences hot, dry weather between January & August with temperatures ranging in the mid 30°C. High levels of rainfall are during September - November.

Southern Vietnam is dry and hot from November to April, and warm and wet between May & October, with the highest rainfall in June, July & August.

### Food

Meals are included as per the itinerary where B = breakfast, L = lunch, D = dinner. Most meals are Vietnamese food and features noodles, rice curries and soups. Vietnamese cuisine is world famous and we make sure you sample as much variety as possible. Any special dietary requirements can also be catered for as well. Please let us know at the time of booking.

## Drink

Keeping you completely hydrated is a job we take very seriously. Cold water, some energy-restoring local fruit, and soft drinks are included in the tour price while riding. Soft drinks and other beverages during meals are not included. Beer is freely available everywhere in Vietnam but is NOT included in the price.

## Solo Travelers

SpiceRoads does not require you to pay a surcharge for traveling alone. We will arrange for you to share accommodation with another traveler of the same gender and if we can not match you up we will provide a single room at no extra charge. If you prefer not to share a single supplement is payable to guarantee your own room. The cost of the single supplement is listed above.

## Extra Expenses

We recommend that you tuck away a few extra dollars, perhaps US\$10, for incidentals. It is customary to tip local tour guides and drivers, however, the amount you give should be dependent on the level of service you receive. We will send you a tipping guideline before the tour begins.

## Money

The official national currency is the Vietnam dong (d), but the US dollar is widely accepted in tourist centers. However, in smaller towns and villages the dong is preferred. ATMs are available in all major tourist destinations and big cities. Vietcombank has the best network with a single withdrawal limit of 2,000,000d (about US\$125). Most major currencies can be exchanged at leading banks in Vietnam, but the US dollar is preferred away from the tourist centers. Changing US\$100 will make you an instant millionaire! You cannot legally take the dong out of Vietnam but you can reconvert reasonable amounts of it into US dollars on departure.

## GENERAL BOOKING INFO

If this is the tour for you here's what you need to do to confirm your place:

### FLEXIBLE BOOKING CONDITIONS

Booking a SpiceRoads cycling adventure is easy and we try to do everything possible to make sure you have full flexibility and peace of mind. We do not require a deposit to hold your place on a tour and once full payment has been made your money is protected in our client account and you have the flexibility to cancel or change your booking if needed.

### CONFIRMING YOUR BOOKING

Just complete our online booking form or send your booking details offline (email or post), and we will confirm your participation. No deposit is needed to confirm your place on a SpiceRoads tour.

You are advised to read our [Booking Conditions](#) in full before you make your payment and should you require further clarifications of any of the conditions below, please [email us](#) or call our office.

### TRIP STATUS

There is a minimum number of participants (usually 2) required to enable the trip to go ahead. Once the minimum number is reached, the trip status will change from 'Available' to 'Guaranteed to Depart'. Once a trip is guaranteed to depart you are free to book your flights and make other travel arrangements. If the trip status is 'Limited' will mean we have only a small number of spaces available for booking. If you are unsure about the trip status, please [email us](#) or call our office.

### BOOKING ONLINE

From the tour page, click the 'Book Now' link. All departures for this tour will appear, just select the date you'd like to travel. For the next steps, you'll need to know the names of the people travelling. If you wish you can also provide extra details such as passport numbers, height (for bike hire), or you can add that later by logging into [Manage My Trip](#) (we'll set up an account for you automatically if you don't already have one). Our system will contact you from time to time to fill in the missing information, as it will be required before departure. However, if the trip that you are booking offers a child discount, you will have to fill out the date of birth of each rider (so we can calculate the appropriate discount).

If you are having any problems [please send us an email](#), or give us a call (+66 026 3295) and one of our travel specialists will assist you with your booking.

## BOOKING OFFLINE

Just call us or send an email indicating which trip you want to join and we will happily send you a list of questions and process your booking for you.

## DEPOSITS AND PAYMENTS

We do not require a deposit or full payment to book a place for you on a tour.

The balance of the tour's cost (final invoice) will need to be paid 60 days before the departure date with fees for any bicycle rental(s), single supplement(s) and extra hotel nights.

In the case where a booking is made when there are less than 60 days until the tour departure date, the tour's cost should be paid in full within 72 hours of receiving an invoice from SpiceRoads. Payment can be made by credit card using our online payment gateway or by bank transfer. When making payment online you will need to confirm that you have read these booking conditions during the "checkout" process, which equates to agreeing to the terms of services and stipulations as indicated in this document.

In all cases, tour fees need to be paid "in full" before participation in a tour. No person(s) will be allowed to join a tour without fully settling their invoice and receiving a confirmation number from SpiceRoads.

The exception can be made for last-minute miscellaneous fees that can be paid locally (visas, additional local hotel bookings, etc.) can be settled on the day of arrival.

## FULL FLEXIBILITY FOR TOUR CANCELATIONS

If the tour is cancelled or postponed by SpiceRoads because we didn't make the trip numbers and the tour can't run, we will make a full cash refund (by bank transfer or on your credit card).

If the tour is cancelled for any other reason, including due to Covid related travel restrictions, we will give you a full credit (with no deductions for admin or any other small-print item) to use on any SpiceRoads tour with no time limit. (Exceptions being flights, special permits and other non-refundable items and these will be advised when booking the trip).

Before paying for your tour, you can cancel your booking with no charge and up until 40 days before departure, you can change your booking to another travel date or move your booking onto another SpiceRoads tour with no charges.

If you need to cancel after you have made full payment, please see our [cancellation policy](#).

## Loyalty Riders Club

For those who have been on several long tours with us, we reward customer loyalty by offering repeat customers a special discount off the tour price (excludes single supplement and bike rental). If this is your fourth scheduled tour or more you will receive a 5% discount. If this is your eighth scheduled tour or more we will extend a 10% discount. The discount will be reflected in your online booking, but please contact us if any questions. Loyalty discounts cannot be used in conjunction with any other offer. Note: Only tours of 7 days or more will be applicable for a loyalty discount.

## International Flights

International flights, to and from the start and finish points are not included in the tour price. Once your tour is Guaranteed to Depart you can book your flight. Please contact us for advice before arranging flights for the best arrival and departure times. We would only cancel a trip for an extreme circumstance, but in that case, where we cancel your trip, we cannot be liable for losses incurred relating to any flight booking you have made. Please claim any losses from your [travel insurance](#) that you acquired when you booked your holiday.

## Newsletter

Our adventure travel [e-newsletter](#) is full of travel news, trip information, interesting stories and contests. To avoid missing out on special offers and updates from SpiceRoads, be sure to subscribe.

## CONTACT US

145 Soi Pridi Banomyong 14 (Mee Suwan 3)  
Sukhumvit 71 Road, Phra Khanong Nuea, Watthana  
Bangkok, Thailand 10110  
Tel: +66 (0) 2 026 3295  
Email: [info@spiceroads.com](mailto:info@spiceroads.com)  
Website: [www.spiceroads.com](http://www.spiceroads.com)

## FOLLOW US

 [twitter.com/spiceroads](https://twitter.com/spiceroads)  
 [youtube.com/user/spiceroads](https://youtube.com/user/spiceroads)  
 [instagram.com/spiceroads](https://instagram.com/spiceroads)  
 [facebook.com/SpiceRoad](https://facebook.com/SpiceRoad)