

# SPICE ROADS


## CYCLING



### ROAD BIKING FROM SAIGON TO ANGKOR

Tour Code  
**MCT-MSA**

**13** DAYS  
**12** NIGHTS

	Destinations	Vietnam, Cambodia
	Tour Meets Tour Ends	Saigon, Vietnam Siem Reap, Cambodia
	Fly in to Fly out of	Tan Son Nhat International Airport (SGN) Siem Reap International Airport (REP)
	Group Size Minimum Age	2-16 riders 18 (on scheduled departures)

### ACTIVITY PROFILE



<b>11</b> Cycling days	<b>1024</b> <sup>km</sup> Total cycling distance
<b>95</b> <sup>km</sup> Avg distance / day	<b>758</b> <sup>m</sup> Avg climbing / day

### PRICING



Price	US\$ 3,850
Bike Hire (Road Bike)	US\$ 400
Single Supplement	US\$ 685

### WHAT'S INCLUDED

- ✓ SpiceRoads jersey
- ✓ Water bottle
- ✓ Support vehicle
- ✓ Guide(s)
- ✓ Meals (as indicated)
- ✓ Airport drop off
- ✓ Accommodation
- ✓ Snacks and drinks

### WHAT'S EXCLUDED

- ✗ International flights
- ✗ Domestic flights
- ✗ Airport pick up
- ✗ Visa fees
- ✗ Alcohol
- ✗ Tips

### DEPARTURES



12 July - 24 July 2026  
18 October - 30 October 2026  
01 November - 13 November 2026  
20 December - 01 January 2027  
17 January - 29 January 2027  
14 February - 26 February 2027  
14 March - 26 March 2027  
11 July - 23 July 2027  
17 October - 29 October 2027  
31 October - 12 November 2027

See website for later departures

## TRIP PROFILE

This tour is 100% on road, and we designed the route with road bikers in mind. We start cycling on Vietnam's coast with a flat warm-up ride to get used to your bikes, then the riding begins in earnest. We have our toughest day early, with a 2,641-m climb on Day 3. This is followed by some moderate climbing on Days 4 and 5, followed by much less climbing in the second half of the tour, once we enter Cambodia.

The total distance is 1,024 km in 11 cycling days on smooth tarmac roads. The trip is fully supported, and your guide's expert knowledge of the area and terrain means that you always know what is coming up in terms of distance and difficulty. This makes a tremendous difference, as does the constant supply of cold drinks, ice, and fresh fruit.

**Suitability:** This is a tour for cyclists possessing a moderate to high level of physical fitness. Fitness will be a huge asset on those long days and especially on the climb to Dalat. The tour is fully supported, and the bus is always close at hand for those that find the riding too difficult.

**Biking Conditions:** We ride between 30 km and 116 km a day, averaging around 95 km/day. The roads are 100% tarmac and overall in good condition, but there can be short, rough, potholed sections. We will slow down through these and ride carefully.



### Day 1: Meet in Saigon

We meet at the hotel in Saigon at 3 pm (you can check in from 2 pm) for a city tour. The first stop will be Reunification Hall, formerly known as the Presidential Palace, and it was this modern building that North Vietnamese tanks seized on the morning of April 30, 1975, marking the fall of Saigon. From there, we stroll to the major sights of colonial Ho Chi Minh City: The Old Saigon Post Office, Dong Khoi Street (formerly Rue Catinat), Continental Hotel, the Opera House, and City Hall. In the evening, we go over our upcoming tour and have a welcome dinner.

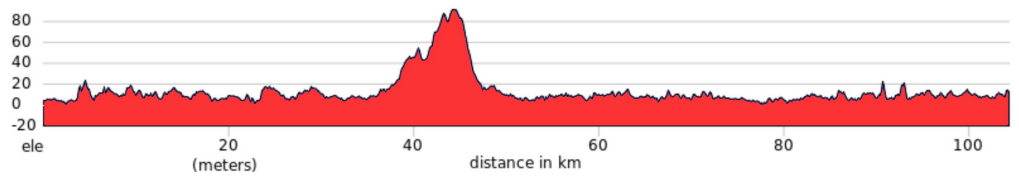
 Grand Hotel  Dinner

### Day 2: Saigon – Phan Thiet

This morning we transfer about 2.25 hours out of the vibrant city to avoid the chaotic traffic. We start riding along a coastal road to Phan Thiet, which has one of the best beaches in Vietnam. We cycle past Ke Ga Cape near the Ta Kou National Reserve as we ride north to Phan Thiet. Our

quiet, flat road runs between sand dunes, pine forests, and the sea. A white sand beach is waiting for you at the end of the day!

 Mana Mui Ne Beach Resort  Breakfast, Lunch, Dinner

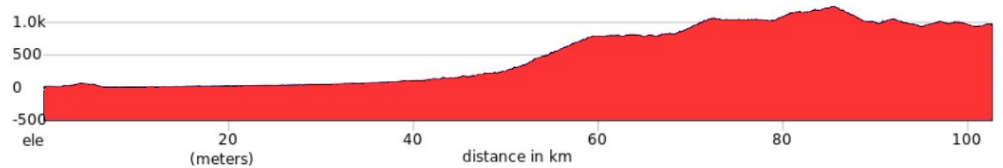


 Ride 105km  +730m  -723m

### Day 3: Phan Thiet – Dalat

We stick to the coastline for a flat and fast start before our inland route starts to climb on the journey towards Dalat, a hill station town at more than 1,500 m. At the 90-km mark, we climb over 700m in just 10 km and then get a bit of a break before our last push until Di Linh. En-route, we ascend a total of 2000m on quiet roads but we'll take several breaks, including one at Dai Ninh hydroelectric dam. Feel free to hop into the support vehicle for any section of this tough ride. From Di Linh, we take a transfer (to avoid busy roads) to our hotel in Dalat. Enjoy the views and colonial atmosphere of the town with the surrounding pine trees that this city is known for.

 Dalat Du Parc Hotel  Breakfast, Lunch, Dinner

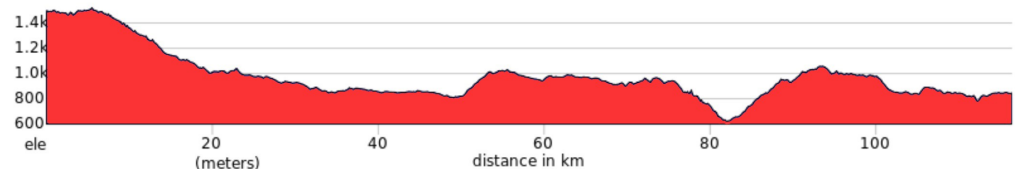


 Ride 105km  +2404m  -1448m

### Day 4: Dalat – Madagui

We are rewarded for yesterday's climbing efforts with an overall descending day riding down over 2000m. It is also a picturesque ride through numerous banana and rubber plantations in the rich, red earth that marks the Central Highlands. This is also where Vietnam's finest teas and coffees are grown. We end the day in scenic Di Linh, nestled in Vietnam's central highlands. From here we transfer to the city of Madagui. We cross a suspension bridge over the Da Huoai River to reach our rooms.

 Madagui Resort  Breakfast, Lunch, Dinner



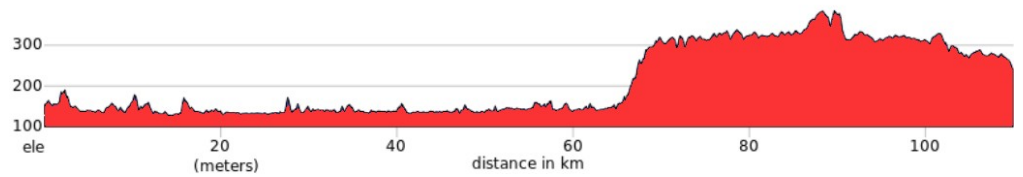
 Ride 116km  +1796m  -2448m

### Day 5: Madagui – Phuoc Long

Today we will cycle directly out of the resort on a beautiful road that reveals hidden farming communities in the foothills of the Annamite Mountains. Emerging at the Dong Nai River, we are in the territory of an ancient Hindu culture (lingam statues found here have been dated to the 8th century CE). You might wish to stop in at the museum housing some unearthed artifacts. Winding

our way progressively higher throughout the ride, we will have lunch in a small village, then enter a more challenging climb at around the 60 km mark. Reaching a plateau, we will have views over green rolling countryside, before a short transfer to our hotel. We will spend the night in Phuoc Long, a small town that was the site of a decisive battle in the Vietnamese-American War in 1975.

 Tullia Hotel  Breakfast, Lunch, Dinner

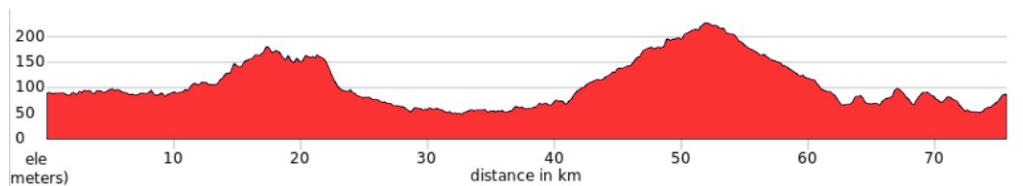


 Ride 110km  +1238m  -1152m

## Day 6: Phuoc Long - Prey Veng

This is the day we say “hen gap lai” (see you later!) to Vietnam, and we enter Cambodia! This morning, we will drive one hour to the border and complete formalities, then begin our ride in to Cambodia. Change into cycling clothes and begin pedaling through this sparsely-populated frontier country of Cambodia, with friendly villagers eager to make our acquaintance. Today's ride begins flat and continues in an easygoing way, with a couple of gradual climbs and descents, as we settle into the rhythm of these Cambodian farming communities where life is lived with serenity and good humour. After the ride, hop in the van for a two-hour transfer to our peaceful guest house for the night.

 Daily Prey Veng Guest House  Breakfast, Lunch, Dinner

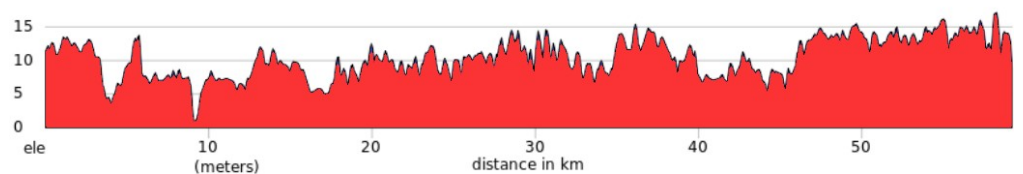


 Ride 75km  +580m  -582m

## Day 7: Prey Veng - Phnom Penh

This morning, cycle out of town and head into the open countryside parallel to the Mekong! Our destination is Phnom Penh, Cambodia's capital. We pass through villages with stilted houses, traditional wooden fishing boats, and colorful Theravada temples, making for a picturesque ride. The expanse of the mighty Mekong opens before us, and we board a ferry, taking in views of the of the rapidly developing capital city skyline. After a shower and lunch, the afternoon is yours to sightsee as you wish. By tuk tuk (motorized rickshaw) or on foot, explore the Cambodian Royal Palace or the Russian Market. You may also go to the memorial to victims of the Khmer Rouge at Tuol Sleng Prison. It's also worthwhile to simply walk through the city and take in its architecture, parks, or new trendy neighborhoods. This evening, you are free to choose a restaurant for dinner. Please check with your guide for some favourites!

 Frangipani Royal Palace Hotel  Breakfast, Lunch

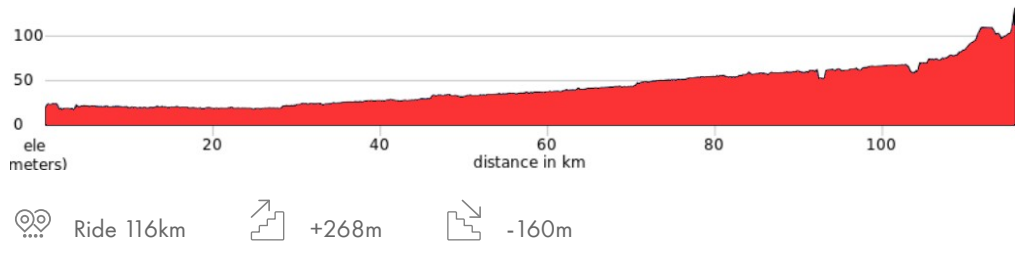


 Ride 60km  +221m  -224m

## Day 8: Phnom Penh – Kampong Cham

This morning, we will hop on our bikes and cycle to the ferry dock once more. Reaching the left bank of the river, pedal through lush tropical countryside, where the jungle extends up to the roadside, creating a breathtaking backdrop. Along the way, make a stop at a local home to witness the traditional art of silk weaving, a craft passed down through generations. Our refreshment stops will be in villages where we can take in the sights and sounds of rural life. We cross into Kampong Cham province, where we'll explore the ancient Khmer temples of Phnom Pros and Phnom Srie. Nearby, we'll pause to reflect on history at the site of former Khmer Rouge extermination camps, known as the "killing fields" from 1975 to 1979. Afterward, we'll complete the final stretch of our ride to the hotel, where we can unwind before regrouping in the evening for a traditional Khmer meal.

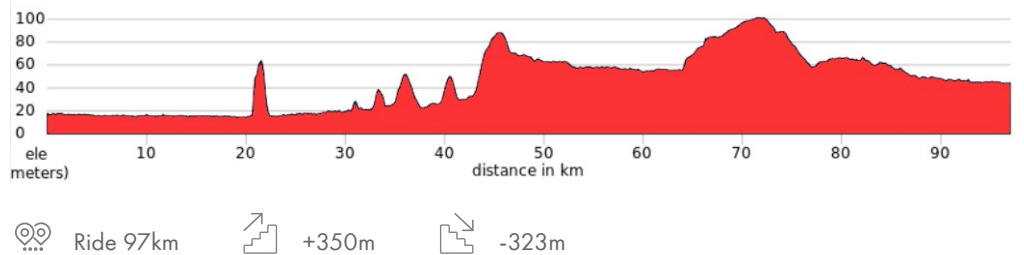
 LBN Asian Hotel  Breakfast, Lunch, Dinner



## Day 9: Kampong Cham - Kampong Thom

After breakfast, we'll begin riding along the Mekong River to Hanchey Mountain to check out one of the many Khmer temples scattered on its peak. Then we'll continue the ride through Cambodian countryside, passing rice paddies and rubber plantations. After the ride, you'll have the opportunity to visit Santuk Mountain. With over 800 steps, it offers expansive views of the plains and Cambodian countryside.

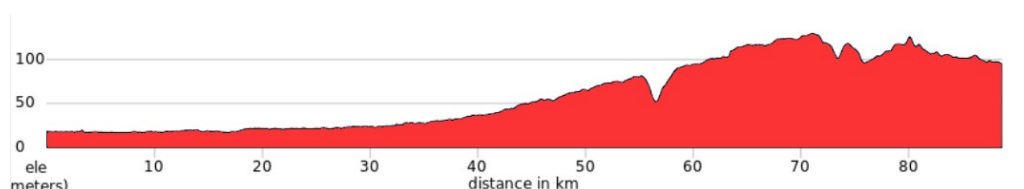
 Glorious Hotel and Spa  Breakfast, Lunch, Dinner



## Day 10: Kampong Tom - Koh Ker

The ride from Stueng Saen goes north and passes through the Boeng Peae Wildlife Sanctuary, a scenic jungled area home to ancient, Angkor-style temples. Enjoy the lush scenery and some mild climbs before heading out onto the undulating terrain of the Cambodian countryside. After our ride northwards, we will transfer approximately two hours to visit the 10th century CE Koh Ker complex, previously the Khmer capital and full of interesting moats, towers, and temple structures. Tonight, we will stay at a hotel near this ancient site.

 I Am Koh Ker  Breakfast, Lunch, Dinner

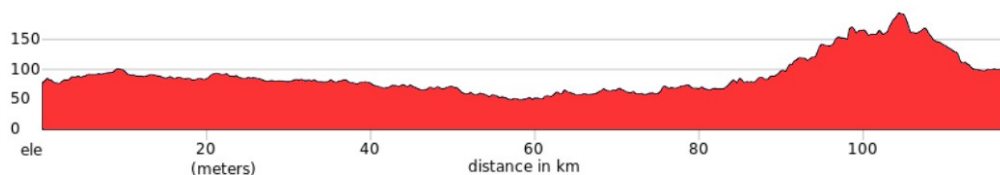


 Ride 90km  +271m  -194m

## Day 11: Preah Vihear – Siem Reap

Today's ride begins from the hotel and takes us through lively communities, farmland, and wilderness en route to Siem Reap and Angkor! As we near our destination, we will have the opportunity to visit the jungled ruins of Beng Mealea temple, only recently made accessible. After visiting the temple, we will transfer to Siem Reap, settle into our hotel, and enjoy an evening in this small city that is the gateway to Angkor Wat.

 Somadevi Angkor Boutique  Breakfast, Lunch, Dinner

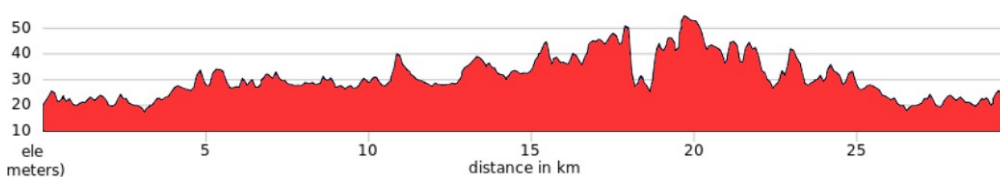


 Ride 120km  +410m  -387m

## Day 12: Siem Reap – Angkor Wat

This morning, we start our bike ride to the entrance of Angkor Wat and head to Ta Prohm, famous from the film "Tomb Raider", deliberately left by French conservationists in the same condition as it was discovered – over-grown by strangler fig and silk-cotton trees, giving the temple a mystical and romantic appeal. We continue to Angkor Thom, Bayon Temple, and the Terrace of the Elephants. We enjoy lunch at the Angkor Café before we explore the biggest religious Hindu edifice in the world - Angkor Wat. Considered the masterpiece of Khmer architecture, this Vishnuite temple is the king's funerary temple, which is why the temple faces west. Inside the temple, the walls are covered with carvings and bas reliefs depicting Hindu mythology and the wars Suryavarman II fought during his reign. After our visit to these magnificent temples, we cycle back the 7 km to Siem Reap. We meet up for our farewell dinner.

 Somadevi Angkor Boutique  Breakfast, Lunch, Dinner



 Ride 30km  +66m  -32m

## Day 13: Siem Reap – Departure

We enjoy a free morning taking in the sights and sounds of Siem Reap, before we head to the airport for onward flights.

 Breakfast



Disclaimer: The adventure cycling tours we operate often go beyond the beaten track, and the countries where we ride are not always predictable. Due to these reasons, it is occasionally necessary to reroute or update itineraries. Our guarantee is that we will not change a trip unless for safety or to improve it. Our listed hotels are always accurate at the time of writing, but should we have to change any hotel, it will always be for a similar or better one.

## NUTS & BOLTS

### Bikes

Because some people can't imagine going on a trip without their own beloved bicycle, we do not provide them as part of this tour. However, you can hire bikes locally for the price listed in the tour pricing section.

If you bring your own bike, please make sure it is a road bike in good mechanical order with any spare tubes, parts, and tools you may require.

### Bike Repairs

Basic spares and tools are carried by the guide and on the support vehicle, though we cannot guarantee having spares for every conceivable problem. Carrying a basic tool kit, a spare tube and a pump while riding is recommended.

### Safety

Wearing a helmet is required on all our biking adventures and is non negotiable. If you do not wear a helmet you will not be allowed to cycle. Your tour leader is trained in first aid and emergency rescue, but to a large degree you must be responsible for your own safety while riding. It is therefore compulsory that you take out travel insurance that will cover you for a mountain biking tour.

### Guides

You will be led by a local English-speaking guide and if the group is 9 people or more we will add another guide to the tour. All our guides are well informed in the history, culture and religions of the area where you are biking and are skilled at passing that knowledge on to you. Your guide is also medically trained and an experienced cyclist, able to handle most minor repairs en route.

## THE NITTY GRITTY

### VIETNAM

#### Passports and Visas

The visa requirements for Vietnam can be divided into three sections, dependent on your nationality and the point of entry/exit. Please review the details below to determine which applies to you. Visa policies are subject to change, and it is the traveler's responsibility to confirm their visa requirements for Vietnam before departure.

#### E-Visa

The Vietnam e-visa is now available to almost all nationalities. You can apply for a single or multiple-entry visa valid for up to 90 days. Application is through the Vietnam [visa portal](#). Please note that e-visas cannot be used if you are joining [Road Biking from Saigon to Angkor](#) (more information in the **Visa on Arrival** section below).

Please carefully fill out the form and check the information you have entered. Even minor spelling errors will render the visa invalid and your entry to Vietnam will be denied.

For peace of mind, we suggest applying for your e-visa as early as possible, and no later than 2 weeks before your expected arrival in Vietnam. While processing time is generally no more than 1-3 working days (not including weekends and Vietnamese holidays), it is wise to give yourself some buffer time in case there are any issues.

If you are joining a multi-country trip beginning in Vietnam, please be sure to select the correct exit point from the list below:

- [Saigon to Bangkok by Bicycle](#) and [Biking Saigon to Angkor Wat](#): Vinh Xuong Landport
- [Remote Vietnam and Laos by Bike](#): Na Meo Landport
- [Biking Hanoi to Luang Prabang](#): Tay Trang Landport
- [Cultural Road from Hoi An to Angkor Wat](#): Le Thanh International Border Gate

If your SpiceRoads trip will end in Vietnam, please choose your point of exit as the airport, port or land border through which you have arranged to leave Vietnam.

Please keep a printed copy of your e-visa with you at all times, as it may be requested at some exit points.

### Visa Exemption

Citizens of certain countries (including many European and Asian nations) can enter Vietnam visa-free for up to 45 days. Please check if your nationality is exempt [here](#) before applying for an e-visa. If you are on the exemption list, you still need to make sure that your passport is valid for at least 6 months from your date of entry and has at least two blank pages. You do not need to apply for anything in advance; you will simply receive an entry stamp at immigration upon arrival.

### Visa on Arrival

If you are joining "Road Biking from Saigon to Angkor", **e-visas are not permitted for the exit through the land borders we cross during the tour.** Before the tour, our sales team will collect your passport and flight information from you, and we will provide you with the Visa on Arrival letter within 10 business days.

When you arrive in Vietnam, you will need to present the following at the Visa on Arrival counter:

- a printed copy of the Visa on Arrival letter, which we will have sent to you by email. You will also likely need this printed letter to check in and board your flight to Vietnam.
- the visa stamping fee (USD \$25 for a single-entry visa). Please prepare the visa fee amount in cash, using USD or the equivalent in Vietnam dong to avoid unfavourable airport exchange rates.
- two printed passport photos.

Your Visa on Arrival will be processed quickly, and you may then proceed to immigration to enter Vietnam.

Please ensure that you update our sales team if your passport or flight details change before the tour, as mismatched information will result in entry to Vietnam being denied. Changes to this information when a Visa on Arrival letter has already been issued will result in a charge for a new letter to be processed.

### Health

See [here](#) for recommendations and detailed information.

### Weather

Weather in Vietnam is divided into 4 main regions - the far north, north, central and south.

The far north can get very cold in December and January while the dry season runs from October to late March and the wet season between April to September.

In Hanoi & the north, it is hot, wet and humid from May to October while November to April is cooler and dry.

Central Vietnam experiences hot, dry weather between January & August with temperatures ranging in the mid 30°C. High levels of rainfall are during September - November.

Southern Vietnam is dry and hot from November to April, and warm and wet between May & October, with the highest rainfall in June, July & August.

### Food

Meals are included as per the itinerary where B = breakfast, L = lunch, D = dinner. Most meals are Vietnamese food and features noodles, rice curries and soups. Vietnamese cuisine is world famous and we make sure you sample as much variety as possible. Any special dietary requirements can also be catered for as well. Please let us know at the time of booking.



## Drink

Keeping you completely hydrated is a job we take very seriously. Cold water, some energy-restoring local fruit, and soft drinks are included in the tour price while riding. Soft drinks and other beverages during meals are not included. Beer is freely available everywhere in Vietnam but is NOT included in the price.

## Solo Travelers

SpiceRoads does not require you to pay a surcharge for traveling alone. We will arrange for you to share accommodation with another traveler of the same gender and if we can not match you up we will provide a single room at no extra charge. If you prefer not to share a single supplement is payable to guarantee your own room. The cost of the single supplement is listed above.

## Extra Expenses

We recommend that you tuck away a few extra dollars, perhaps US\$10, for incidentals. It is customary to tip local tour guides and drivers, however, the amount you give should be dependent on the level of service you receive. We will send you a tipping guideline before the tour begins.

## Money

The official national currency is the Vietnam dong (d), but the US dollar is widely accepted in tourist centers. However, in smaller towns and villages the dong is preferred. ATMs are available in all major tourist destinations and big cities. Vietcombank has the best network with a single withdrawal limit of 2,000,000d (about US\$125). Most major currencies can be exchanged at leading banks in Vietnam, but the US dollar is preferred away from the tourist centers. Changing US\$100 will make you an instant millionaire! You cannot legally take the dong out of Vietnam but you can reconvert reasonable amounts of it into US dollars on departure.

## CAMBODIA

### Passports and Visas

All nationalities require a Cambodia visa and a passport valid for 6 months after their planned exit from Cambodia. A 30-day visa on arrival is available at all border crossings that are open to foreigners.

For certain border crossings (including airports), you can also obtain a visa online through [e-visa](#). There is a 3-day processing time and you'll need a scanned copy of the passport. Not all border crossings accept the e-visa. Please check this [port of entry page](#) which provides a list of which checkpoints support the e-Visa service.

Currently, e-visa is not applicable for any land crossings on Spice Roads multi-country tours that enter Cambodia from either Vietnam or Thailand. A visa-on-arrival must be purchased when entering Cambodia during these tours. **Please ensure that your passport has at least three blank pages for the Cambodian entry stamps, and that the passport is valid for at least 6 months from the date of entry.** For visa-on-arrival, the cost is 35 USD and it needs to be paid in cash. It is important that the USD are in good condition - i.e. no visible tearing, creasing, crumpling, or scribbling - so please only bring new and crisp USD bills to avoid any issues upon entry. We recommend using only USD or KHR currencies to ensure acceptance and avoid unfavourable exchange rates.

**Electronic arrival card:** All passengers travelling to Cambodia by flights into Siem Reap, Phnom Penh, and Sihanoukville airports must now submit an electronic arrival card before entering the country. This 'Cambodia e-arrival card' can be completed prior to arrival (no more than 7 days before arrival) via the [official website](#) or through Apple's App Store and Google Play Store.

Those entering Cambodia by land crossing or boat will still use the traditional paper-based forms issued at the border.

## Health

We recommend that you visit a travel medical doctor and ask about the following vaccinations: typhoid, polio, tetanus and hepatitis A. A certificate for Yellow Fever is required when arriving from an infected area within six days.

## Weather

Cambodia has two distinct seasons - wet and dry. The dry season usually lasts from October to April. The wet season starts in May until September. Within each season there are variations in

temperature. The coolest being 24C around November/December and hottest hitting 35C around April/May.

## Food

Meals are included as per the itinerary where B = breakfast, L = lunch, D = dinner. Most meals are local and feature noodles, rice, curries, and soups. Cambodian cuisine is a mixture of Thai, French and Chinese dishes and we make sure you can sample a wide variety. Any special dietary requirements can also be catered for as well. Please let us know at the time of booking.

## Drink

Keeping you completely hydrated is a job we take very seriously. Cold water, some energy-restoring local fruit, and soft drinks are included in the tour price while riding. Soft drinks and other beverages during meals are not included. Beer is freely available everywhere but is NOT included in the price.

## Solo Travelers

SpiceRoads does not require you to pay a surcharge for traveling alone. We will arrange for you to share accommodation with another traveler of the same gender and if we can not match you up we will provide a single room at no extra charge. If you prefer not to share a single supplement is payable to guarantee your own room. The cost of the single supplement is listed above.

## Extra Expenses

We recommend that you tuck away a few extra dollars, perhaps US\$20, for incidentals.

## Money

Thai baht and US dollars are widely used in Cambodia, especially in larger cities and towns. In smaller towns and villages, Cambodian riels are usually preferred. There are ATMs in most areas, however, machines dispense US dollars. The guides will be able to show you where the ATMs are. Spend riel before departing as no one will exchange them for you once you leave.

## GENERAL BOOKING INFO

If this is the tour for you here's what you need to do to confirm your place:

### FLEXIBLE BOOKING CONDITIONS

Booking a SpiceRoads cycling adventure is easy and we try to do everything possible to make sure you have full flexibility and peace of mind. We do not require a deposit to hold your place on a tour and once full payment has been made your money is protected in our client account and you have the flexibility to cancel or change your booking if needed.

### CONFIRMING YOUR BOOKING

Just complete our online booking form or send your booking details offline (email or post), and we will confirm your participation. No deposit is needed to confirm your place on a SpiceRoads tour.

You are advised to read our [Booking Conditions](#) in full before you make your payment and should you require further clarifications of any of the conditions below, please [email us](#) or call our office.

### TRIP STATUS

There is a minimum number of participants (usually 2) required to enable the trip to go ahead. Once the minimum number is reached, the trip status will change from 'Available' to 'Guaranteed to Depart'. Once a trip is guaranteed to depart you are free to book your flights and make other travel arrangements. If the trip status is 'Limited' will mean we have only a small number of spaces available for booking. If you are unsure about the trip status, please [email us](#) or call our office.

### BOOKING ONLINE

From the tour page, click the 'Book Now' link. All departures for this tour will appear, just select the date you'd like to travel. For the next steps, you'll need to know the names of the people travelling. If you wish you can also provide extra details such as passport numbers, height (for bike hire), or you can add that later by logging into [Manage My Trip](#) (we'll set up an account for you automatically if you don't already have one). Our system will contact you from time to time to

fill in the missing information, as it will be required before departure. However, if the trip that you are booking offers a child discount, you will have to fill out the date of birth of each rider (so we can calculate the appropriate discount).

If you are having any problems [please send us an email](#), or give us a call (+66 026 3295) and one of our travel specialists will assist you with your booking.

## BOOKING OFFLINE

Just call us or send an email indicating which trip you want to join and we will happily send you a list of questions and process your booking for you.

## DEPOSITS AND PAYMENTS

We do not require a deposit or full payment to book a place for you on a tour.

The balance of the tour's cost (final invoice) will need to be paid 60 days before the departure date with fees for any bicycle rental(s), single supplement(s) and extra hotel nights.

In the case where a booking is made when there are less than 60 days until the tour departure date, the tour's cost should be paid in full within 72 hours of receiving an invoice from SpiceRoads. Payment can be made by credit card using our online payment gateway or by bank transfer. When making payment online you will need to confirm that you have read these booking conditions during the "checkout" process, which equates to agreeing to the terms of services and stipulations as indicated in this document.

In all cases, tour fees need to be paid "in full" before participation in a tour. No person(s) will be allowed to join a tour without fully settling their invoice and receiving a confirmation number from SpiceRoads.

The exception can be made for last-minute miscellaneous fees that can be paid locally (visas, additional local hotel bookings, etc.) can be settled on the day of arrival.

## FULL FLEXIBILITY FOR TOUR CANCELATIONS

If the tour is cancelled or postponed by SpiceRoads because we didn't make the trip numbers and the tour can't run, we will make a full cash refund (by bank transfer or on your credit card).

If the tour is cancelled for any other reason, including due to Covid related travel restrictions, we will give you a full credit (with no deductions for admin or any other small-print item) to use on any SpiceRoads tour with no time limit. (Exceptions being flights, special permits and other non-refundable items and these will be advised when booking the trip).

Before paying for your tour, you can cancel your booking with no charge and up until 40 days before departure, you can change your booking to another travel date or move your booking onto another SpiceRoads tour with no charges.

If you need to cancel after you have made full payment, please see our [cancellation policy](#).

## Loyalty Riders Club

For those who have been on several long tours with us, we reward customer loyalty by offering repeat customers a special discount off the tour price (excludes single supplement and bike rental). If this is your fourth scheduled tour or more you will receive a 5% discount. If this is your eighth scheduled tour or more we will extend a 10% discount. The discount will be reflected in your online booking, but please contact us if any questions. Loyalty discounts cannot be used in conjunction with any other offer. Note: Only tours of 7 days or more will be applicable for a loyalty discount.

## International Flights

International flights, to and from the start and finish points are not included in the tour price. Once your tour is Guaranteed to Depart you can book your flight. Please contact us for advice before arranging flights for the best arrival and departure times. We would only cancel a trip for an extreme circumstance, but in that case, where we cancel your trip, we cannot be liable for losses incurred relating to any flight booking you have made. Please claim any losses from your [travel insurance](#) that you acquired when you booked your holiday.

## Newsletter

Our adventure travel [e-newsletter](#) is full of travel news, trip information, interesting stories and contests. To avoid missing out on special offers and updates from SpiceRoads, be sure to subscribe.

## CONTACT US

145 Soi Pridi Banomyong 14 (Mee Suwan 3)  
Sukhumvit 71 Road, Phra Khanong Nuea, Watthana  
Bangkok, Thailand 10110  
Tel: +66 (0) 2 026 3295  
Email: [info@spiceroads.com](mailto:info@spiceroads.com)  
Website: [www.spiceroads.com](http://www.spiceroads.com)

## FOLLOW US

 [twitter.com/spiceroads](https://twitter.com/spiceroads)  
 [youtube.com/user/spiceroads](https://youtube.com/user/spiceroads)  
 [instagram.com/spiceroads](https://instagram.com/spiceroads)  
 [facebook.com/SpiceRoad](https://facebook.com/SpiceRoad)