

SPICE ROADS

CYCLING



ROAD CYCLING HANOI TO HOI AN

Tour Code
VNM-RHH

12 DAYS
11 NIGHTS

	Destinations	Vietnam
	Tour Meets Tour Ends	Hanoi Hoi An
	Fly in to Fly out of	Noi Bai International Airport (HAN) Da Nang International Airport (DAD)
	Group Size Minimum Age	2-12 riders 18 (on scheduled departures)

ACTIVITY PROFILE



9 Cycling days	958 ^{km} Total cycling distance
106 ^{km} Avg distance / day	915 ^m Avg climbing / day

PRICING



Price	US\$ 3,550
Bike Hire (Road Bike)	US\$ 330
Single Supplement	US\$ 425

WHAT'S INCLUDED

- ✓ SpiceRoads jersey
- ✓ Water bottle
- ✓ Support vehicle
- ✓ Guide(s)
- ✓ Meals (as indicated)
- ✓ Accommodation
- ✓ Bike and helmet
- ✓ Snacks and drinks
- ✓ Entrance fees
- ✓ Ferry/boat fares

WHAT'S EXCLUDED

- ✗ International flights
- ✗ Domestic flights
- ✗ Airport pick up
- ✗ Airport drop off
- ✗ Visa fees
- ✗ Alcohol
- ✗ Tips

DEPARTURES



30 Aug - 10 Sep 2026
01 Nov - 12 Nov 2026
13 Dec - 24 Dec 2026
03 Jan - 14 Jan 2027
07 Mar - 18 Mar 2027
29 Aug - 09 Sep 2027
31 Oct - 11 Nov 2027
12 Dec - 23 Dec 2027

TRIP PROFILE

We ride a total of 1,027 km over 9 cycling days, making this a tour to train for! The first 5 riding days take us south from the mountains of Mai Chau to Phong Nha National Park. Be prepared for long days and consistent climbs. Day 6 is the toughest with nearly 200 km and over 1,500 m of elevation gain—but you can ride as much as you're able and finish in the van. Accommodation in small, local towns is more basic but always comfortable and often the best available. We have a rest day in Phong Nha to explore the caves, staying at a lakeside resort. The final 4 riding days along the Central Vietnam coast are more relaxed with flatter terrain. At this stage, we enjoy elevated accommodations (except in Vinh Moc, where options are limited) and include excursions to the Vinh Moc Tunnels and the Hue Imperial Citadel. We spend one night at a beach resort in Lang Co.

The trip is fully supported, and your guide's expert knowledge of the area and terrain means that you always know what is coming up in terms of distance and difficulty. This makes a tremendous difference, as does the constant supply of water and refreshments along the way.

Suitability: This tour is best suited for experienced road cyclists capable of handling back-to-back century rides. The first half of the tour features consistent hills and several challenging passes, while the second half along the coast is predominantly flat, with the exception of the Hai Van Pass. Less experienced riders are welcome but should prepare themselves in advance to manage the long distances at a reasonable pace. The support vehicle is always nearby to offer refuge to any weary cyclists.

Biking Conditions: While the tour is entirely on paved roads, each stage has slightly different conditions. Stage 1 includes a mix of well-paved main roads and secondary roads with occasional rough patches of debris or potholes. Stage 2 follows the Ho Chi Minh Highway which is mostly excellently paved but we do also go off-piste on secondary roads which, again, can get a little rougher. Stage 4 along the coast is on a mix of paved main and secondary roads as well as narrow countryside lanes, including short sections of gravel and sand. Vietnam is an economically fast-moving country and riding on paved surfaces means regularly sharing the road with trucks, cars and motorbikes. We have chosen the least busy roads possible but please be aware that traffic can be unpredictable and, especially near the cities and towns, unavoidable. Due to Vietnam's regional climate variances, rainfall is not uncommon throughout the year and we generally ride rain or shine though, based on the guide's discretion or your level of comfort, modifications to the planned route can be made. It's all part of the adventure!



Day 1: Meet in Hanoi

Welcome to Hanoi, Vietnam's capital and the cultural heart of the North! We suggest arriving at least a day or two before the tour begins to explore this vibrant city infused with ancient heritage, a French colonial legacy, a revolutionary spirit and modern cosmopolitanism. Be sure to visit the Temple of Literature, Hoan Kiem Lake, and the Ho Chi Minh Mausoleum and stroll through the lively Old Quarter. On arrival day, we meet at our tour hotel in the late afternoon and head out for a trip briefing and welcome dinner. Please let us know if you require assistance with airport transfers and pre-tour hotel bookings.



Le Jardin Hotel Haute Couture



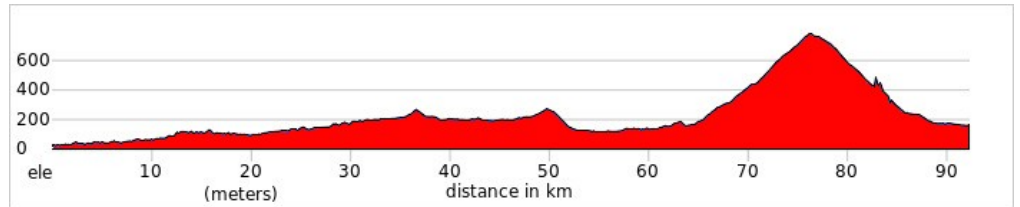
Dinner

Day 2: Hanoi – Mai Chau

We transfer about 1.5 hours from Hanoi to our cycling start point on the eastern edge of Hoa Binh Province. Our adventure begins on a gently undulating secondary road through the quiet countryside. After approximately 40 km, we merge onto a main road, where we are introduced to the busier side of Vietnam's provincial traffic and the country's unofficial national language: honking! As we ride further west, the scenery becomes increasingly striking, with mountain ridges and limestone massifs emerging from the landscape. After a lunch break, we prepare for our first

major climb starting at around 65 km. For 10 continuous kilometers, we ascend meandering roads to the top of Thung Khe Pass, accompanied by stunning views. The reward for our efforts is a winding 10 km descent into the Mai Chau Valley, which feels like entering a different world, with a patchwork of lush rice paddies surrounded by forested, rolling hills. We spend the night at a small hotel nestled in one of Mai Chau's ethnic stilt house villages and enjoy a feast of highland delicacies for dinner.

 Mai Chau Sunset Hotel  Breakfast, Lunch, Dinner

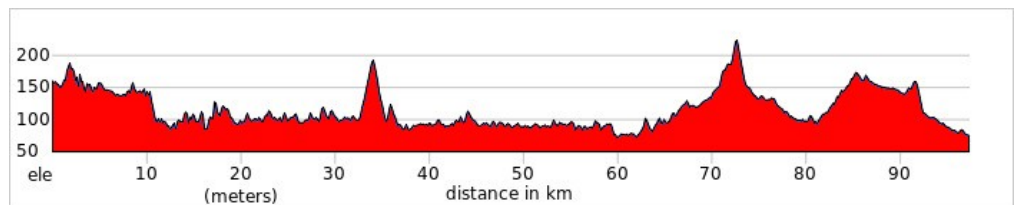


 Ride 92km  +1380m  -1245m

Day 3: Mai Chau – Ngoc Lac

After breakfast in the hotel's traditional stilt house, we ride through quintessential scenes of rural life in the Mai Chau Valley. Depending on the season, early mornings are busy with farmers and their buffaloes working the rice paddies. At 15 km, we reach the banks of the gently flowing Song Ma River and follow its course for 45 km. The road cuts through the river's narrow valley flanked by terraced fields and forested slopes. The ride is mostly flat, with just a few sharp bursts up and down the hillsides. After lunch at a local restaurant, we veer south of the river into the expansive, lush countryside of Thanh Hoa Province. We tackle two consecutive climbs of around 5 km each before arriving in the market town of Ngoc Lac, where we spend the night. Now firmly off the beaten path, you'll be hard-pressed to find tourists around here!



 Sky Hotel  Breakfast, Lunch, Dinner

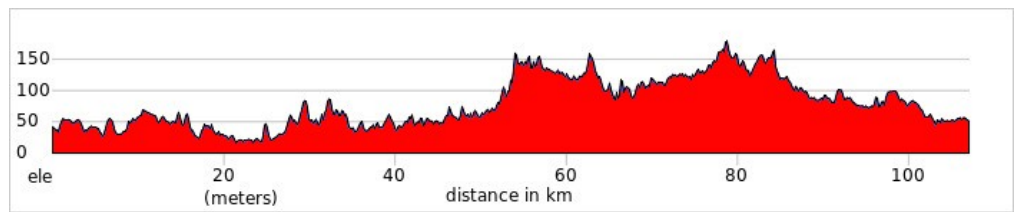


 Ride 97km  +942m  -1025m

Day 4: Ngoc Lac – Thai Hoa

Today we join the Ho Chi Minh Highway. Constructed in the post-war period to foster development in the remote highland regions, today it is a 2,000 km long motorway connecting Hanoi in the north to Saigon in the south. Over the next three days we will savor some of the highway's most scenic and least busy sections, starting with today's ride to Thai Hoa. The highway winds through the foothills of the Truong Son Mountains, offering an undulating route with a continuous rhythm of ups and downs. This makes for fun road biking as the smooth tarmac allows for a fast-paced journey across the terrain! Around halfway, we'll stop for lunch at a roadside restaurant and continue, enjoying alternating views of mountains, farmlands, and forests. For the final stretch, we'll leave the highway and take secondary roads to lead us into the small but lively riverside town of Thai Hoa through the backdoor. We'll stay at a hotel right by the Hieu River and enjoy dinner with the town locals.

 Thai Hoa Riverside Hotel  Breakfast, Lunch, Dinner

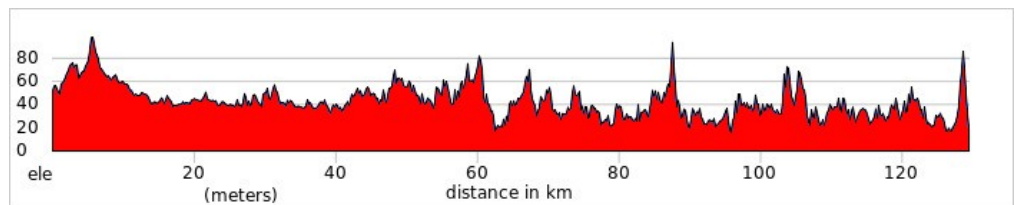


📍 Ride 107km 📈 +1084m 📉 -1074m

Day 5: Thai Hoa – Pho Chau

Departing from Thai Hoa, we begin today's ride on quiet secondary roads that meander through the expansive countryside. After 43 km, we rejoin the Ho Chi Minh Highway at a significant milestone – the “Kilometer Zero” marker of the historic Ho Chi Minh Trail. From this point onward, we ride on hallowed ground for the Vietnamese, a region once covered in dense jungle where northern revolutionary forces launched their key offensives against the U.S.-backed South. Today much of the region has been developed for agriculture and we follow the highway as it cuts through a large swath of farmlands pressed against the green, rolling hills. The ride ends with a short but sweet downhill to a secluded hotel in the district of Pho Chau. You can cool down with a dip in the pool before we meet for dinner.

🏠 Minh Tuh Hotel 🍴 Breakfast, Lunch, Dinner

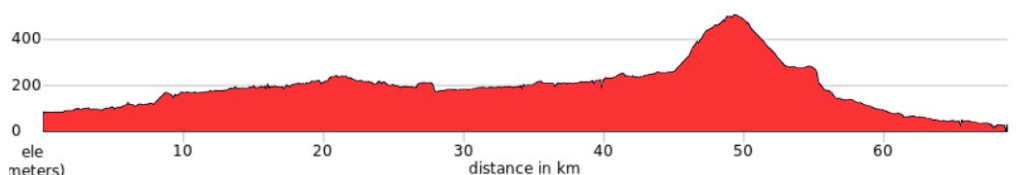
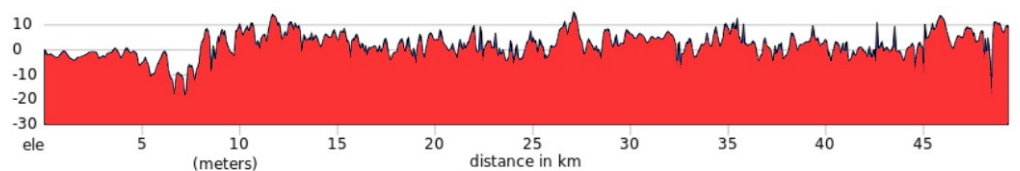


📍 Ride 130km 📈 +1062m 📉 -1094m

Day 6: Pho Chau - Phong Nha

Today's ride is visually stunning, as we approach the perimeter of Phong Nha - Ke Bang National Park, a UNESCO World Heritage Site, home to some of the world's most impressive caves, underground rivers, and limestone formations. Departing from Pho Chau, we can make quick work out of the first 50 km, as we follow the Ho Chi Minh Highway on a flat and mostly straight stretch. We will then transfer approximately one hour further down the road. Resuming our ride, we trace the contours of hillsides surrounded by rugged, jungle-clad limestone towers, ascending gradually for the first 45 km, then entering a steeper 4 km climb. The final 20 km are a fun descent, after which we will have a quick transfer to our lakeside resort. This is our home for the next two nights, the perfect place to unwind and rest our legs!

🏠 Phong Nha Lake House Resort 🍴 Breakfast, Lunch, Dinner



📍 Ride 118km 📈 +1334m 📉 -1387m

Day 7: Phong Nha Exploration

This morning, we'll give our legs a rest from biking while still keeping them busy exploring Phong Nha's otherworldly cave network! We'll start by transferring to Paradise Cave, where we'll climb 400 steps to reach the chamber entrance. The cave extends a staggering 31 km, with one kilometer accessible to visitors. We'll walk along a well-maintained, well-lit wooden walkway, marveling at the majestic rock formations sculpted by millennia of water erosion. After re-emerging outside, we'll head to a boat pier for a cruise along the Son River to Phong Nha Cave. The entrance bears scars from heavy bombing during the Vietnam War, when the cave was used to store supplies and serve as a hospital. Once inside, the boat's engine will be turned off, and we'll be gently rowed into a massive, mystical chamber adorned with stalactites and stalagmites that resemble slowly melting candle wax. After the boat returns us to the pier, we'll enjoy lunch before heading back to the resort. The afternoon is yours to relax by the pool, paddle in the lake, or treat yourself to a massage.



Phong Nha Lake House Resort



Breakfast, Lunch, Dinner

Day 8: Phong Nha – Vinh Moc

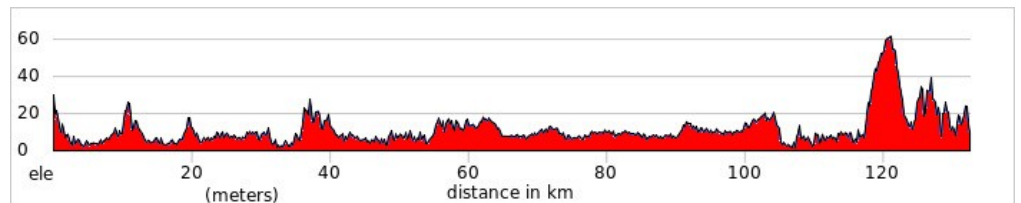
Back on the bikes, we part ways with the Ho Chi Minh Highway and head south towards the coast of the South China Sea. The first 30 km take us along rural roads to the mouth of the Song Dinh River, where we rattle across a wooden bridge surrounded by colorful fishing villages. We then ride along Nhat Le Beach to our lunch spot in the lively port city of Dong Hoi. After soaking in the sudden visual shift from highlands to sea, we continue along secondary roads through flat, coastal plains. The final 25 km are a highlight, with part of the route following a concrete beach road offering azure views over the Gulf of Tonkin. There are a few brief stretches where the road turns to sand, requiring us to push our bikes! Finally, we arrive in the village of Vinh Moc, located on a small, rocky headland. In the afternoon, we visit the Vinh Moc Tunnels, an intricate network of underground passages dug during the Vietnam-American War for shelter from air raids. Here, we'll explore the tunnels' rooms, chambers, and living quarters for a sobering look at the harsh realities of the war.



Hotel Eo Bien Xanh



Breakfast, Lunch, Dinner



Ride 133km



+652m



-671m

Day 9: Vinh Moc – Hue

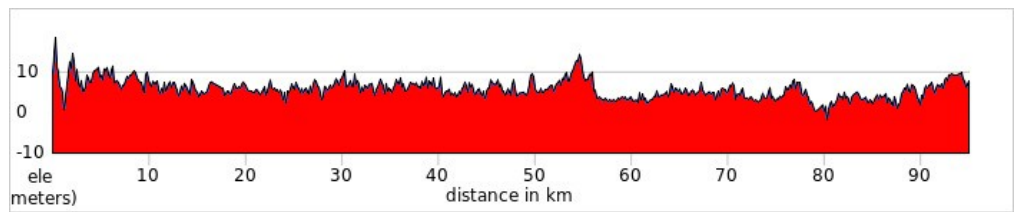
Departing Vinh Moc, we cross a scenic bridge arching over an estuary that spills into the Gulf of Tonkin. We ride 16 km along a coastal road, then cross another bridge over the Song Thach Han River's mouth. The route then turns inland through a more densely populated area of Vietnam's central coast. At 60 km, we reach Tam Giang Lagoon, part of Southeast Asia's largest lagoon system. Skirting along its eastern shore we look out over the brackish waters dotted with floating gardens, aquaculture ponds, and fishing villages. At 80 km, we cross Tam Giang Bridge and follow the Perfume River into Hue. Today's ride is the flattest of the tour, so we can make good time and arrive in Hue by early afternoon, giving us a chance to explore the UNESCO World Heritage-listed Imperial City. This massive complex - a city within a city - was the political, cultural, and religious heart of the Nguyen Dynasty, Vietnam's last royal family. If time allows, we may visit one of the ornate emperor's tombs outside town (optional and the entrance fee is not included). With a variety of dining options available, dinner is on your own tonight.



Emm Hotel Hue



Breakfast, Lunch

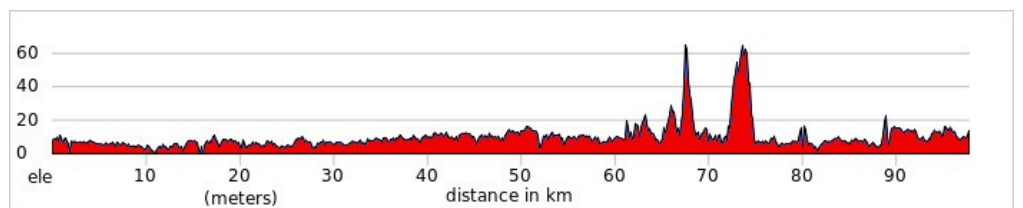


📍 Ride 95km 📈 +310m 📉 -312m

Day 10: Hue – Lang Co

Maneuvering out of Hue’s city streets, we head east toward the coast. For the first 40 km, traffic tends to be busy as we leave Hue and turn south along the main road, lined by bustling communities on this narrow strip of land between lagoons and the sea. Eventually, we’ll take a detour onto smaller roads to visit An Bang Cemetery, ominously known as the “City of Ghosts.” One of the largest cemeteries in Vietnam, it is striking with its rows of colorful, ornately designed mausoleums stretching as far as the eye can see. The paths leading between the tombs are sandy so we’ll take it slow and let our eyes wander in awe. We then loop back to the main road which soon after runs along yet another scenic backwater world: the wetlands and mangroves of Cau Hai lagoon. A final 30 km on a mix of secondary and main roads brings us to Lang Co Beach, a stunning stretch of coastline with pristine sands and clear waters. The afternoon is yours to enjoy at the seaside resort where we spend the night.

🏠 Lang Co Beach Resort 🍴 Breakfast, Lunch, Dinner

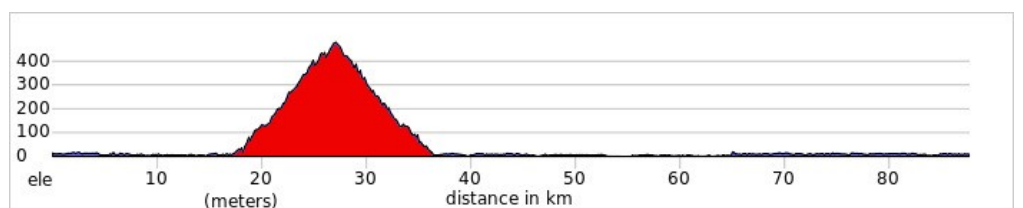


📍 Ride 98km 📈 +530m 📉 -524m

Day 11: Lang Co – Hoi An

From Lang Co, we start with a 15 km loop around the picturesque Lap An Lagoon, framed by mountains and dotted with oyster farms. Next, we tackle the iconic Hai Van Pass, a flagship achievement for cyclists in Vietnam! On smooth tarmac, we ascend nearly 500 meters over 10 winding kilometers, taking in views of the blue South China Sea and headlands covered in jungle and sandy beaches. We’ll catch our breath at the top before enjoying the thrilling 10 km downhill ride into Da Nang, Vietnam’s third-largest city. Expect some traffic as we navigate a bay-hugging road to our lunch spot. We then continue our ride down the coast, passing the famous Marble Mountains, and finally arrive in Hoi An, Vietnam’s darling UNESCO World Heritage-listed town. Once a major maritime trading center, Hoi An boasts beautifully preserved architecture with Vietnamese, Chinese, Japanese, Portuguese, and French influences. We conclude with a farewell dinner, celebrating our impressive cycling feat!

🏠 La Charm Hoi An Hotel & Spa 🍴 Breakfast, Lunch, Dinner



📍 Ride 88km 📈 +937m 📉 -941m

Day 12: Hoi An Departure

Our cycling tour has ended but we suggest you extend your stay to explore Hoi An's Old World charm and beaches. Please let us know if you require assistance with airport transfers and post-tour hotel bookings.

 Breakfast

Disclaimer: The adventure cycling tours we operate often go beyond the beaten track, and the countries where we ride are not always predictable. Due to these reasons, it is occasionally necessary to reroute or update itineraries. Our guarantee is that we will not change a trip unless for safety or to improve it. Our listed hotels are always accurate at the time of writing, but should we have to change any hotel, it will always be for a similar or better one.

NUTS & BOLTS

Bikes

Because some people can't imagine going on a trip without their own beloved bicycle, we do not provide them as part of this tour. However, you can hire bikes locally for the price listed in the tour pricing section. If you bring your own bike, please make sure it is a road bike in good mechanical order.

Bike Repairs

Basic spares and tools are carried by the guide and on the support vehicle, though we cannot guarantee having spares for every conceivable problem. Carrying a basic tool kit, a spare tube and a pump while riding is recommended.

Safety

Wearing a helmet is required on all our biking adventures and is non negotiable. If you do not wear a helmet you will not be allowed to cycle. Your tour leader is trained in first aid and emergency rescue, but to a large degree you must be responsible for your own safety while riding. It is therefore compulsory that you take out travel insurance that will cover you for a mountain biking tour.

Guides

You will be led by a local English-speaking guide and if the group is 9 people or more we will add another guide to the tour. All our guides are well informed in the history, culture and religions of the area where you are biking and are skilled at passing that knowledge on to you. Your guide is also medically trained and an experienced cyclist, able to handle most minor repairs en route.

THE NITTY GRITTY

Passports and Visas

The visa requirements for Vietnam can be divided into three sections, dependent on your nationality and the point of entry/exit. Please review the details below to determine which applies to you. Visa policies are subject to change, and it is the traveler's responsibility to confirm their visa requirements for Vietnam before departure.

E-Visa

The Vietnam e-visa is now available to almost all nationalities. You can apply for a single or multiple-entry visa valid for up to 90 days. Application is through the Vietnam [visa portal](#). Please note that e-visas cannot be used if you are joining [Road Biking from Saigon to Angkor](#) (more information in the **Visa on Arrival** section below).

Please carefully fill out the form and check the information you have entered. Even minor spelling errors will render the visa invalid and your entry to Vietnam will be denied.

For peace of mind, we suggest applying for your e-visa as early as possible, and no later than 2 weeks before your expected arrival in Vietnam. While processing time is generally no more than 1-3 working days (not including weekends and Vietnamese holidays), it is wise to give yourself some buffer time in case there are any issues.

If you are joining a multi-country trip beginning in Vietnam, please be sure to select the correct exit point from the list below:

- [Saigon to Bangkok by Bicycle](#) and [Biking Saigon to Angkor Wat](#): Vinh Xuong Landport
- [Remote Vietnam and Laos by Bike](#): Na Meo Landport
- [Biking Hanoi to Luang Prabang](#): Tay Trang Landport
- [Cultural Road from Hoi An to Angkor Wat](#): Le Thanh International Border Gate

If your SpiceRoads trip will end in Vietnam, please choose your point of exit as the airport, port or land border through which you have arranged to leave Vietnam.

Please keep a printed copy of your e-visa with you at all times, as it may be requested at some exit points.

Visa Exemption

Citizens of certain countries (including many European and Asian nations) can enter Vietnam visa-free for up to 45 days. Please check if your nationality is exempt [here](#) before applying for an e-visa. If you are on the exemption list, you still need to make sure that your passport is valid for at least 6 months from your date of entry and has at least two blank pages. You do not need to apply for anything in advance; you will simply receive an entry stamp at immigration upon arrival.

Visa on Arrival

If you are joining "Road Biking from Saigon to Angkor", **e-visas are not permitted for the exit through the land borders we cross during the tour.** Before the tour, our sales team will collect your passport and flight information from you, and we will provide you with the Visa on Arrival letter within 10 business days.

When you arrive in Vietnam, you will need to present the following at the Visa on Arrival counter:

- a printed copy of the Visa on Arrival letter, which we will have sent to you by email. You will also likely need this printed letter to check in and board your flight to Vietnam.
- the visa stamping fee (USD \$25 for a single-entry visa). Please prepare the visa fee amount in cash, using USD or the equivalent in Vietnam dong to avoid unfavourable airport exchange rates.
- two printed passport photos.

Your Visa on Arrival will be processed quickly, and you may then proceed to immigration to enter Vietnam.

Please ensure that you update our sales team if your passport or flight details change before the tour, as mismatched information will result in entry to Vietnam being denied. Changes to this information when a Visa on Arrival letter has already been issued will result in a charge for a new letter to be processed.

Important Update: Effective immediately, all non-Vietnamese nationals entering the country in Hanoi (Noi Bai International Airport - HAN), Danang (Danang International Airport - DAD), Ho Chi Minh City (Tan Son Nhat International Airport - SGN) and Phu Quoc (Phu Quoc International Airport - PQC), must complete the **Digital Pre-Arrival Declaration** form before arrival. Please fill out the details on the official website [here](#) **within three (3) days before your arrival in Vietnam.** This is a free process - beware of fake websites that charge a fee. If you are already travelling within the three days before your planned arrival in Vietnam, then we suggest completing the form while you are at a hotel with reliable Wi-Fi. It only takes a few minutes. After submission, you will receive a QR Code. Please save a screenshot of this code on your phone to present at immigration.

Health

See [here](#) for recommendations and detailed information.

Weather

Weather in Vietnam is divided into 4 main regions - the far north, north, central and south.

The far north can get very cold in December and January while the dry season runs from October to late March and the wet season between April to September.

In Hanoi & the north, it is hot, wet and humid from May to October while November to April is cooler and dry.

Central Vietnam experiences hot, dry weather between January & August with temperatures ranging in the mid 30°C. High levels of rainfall are during September - November.

Southern Vietnam is dry and hot from November to April, and warm and wet between May & October, with the highest rainfall in June, July & August.

Food

Meals are included as per the itinerary where B = breakfast, L = lunch, D = dinner. Most meals are Vietnamese food and features noodles, rice curries and soups. Vietnamese cuisine is world famous and we make sure you sample as much variety as possible. Any special dietary requirements can also be catered for as well. Please let us know at the time of booking.

Drink

Keeping you completely hydrated is a job we take very seriously. Cold water, some energy-restoring local fruit, and soft drinks are included in the tour price while riding. Soft drinks and other beverages during meals are not included. Beer is freely available everywhere in Vietnam but is NOT included in the price.

Solo Travelers

SpiceRoads does not require you to pay a surcharge for traveling alone. We will arrange for you to share accommodation with another traveler of the same gender and if we can not match you up we will provide a single room at no extra charge. If you prefer not to share a single supplement is payable to guarantee your own room. The cost of the single supplement is listed above.

Extra Expenses

We recommend that you tuck away a few extra dollars, perhaps US\$10, for incidentals. It is customary to tip local tour guides and drivers, however, the amount you give should be dependent on the level of service you receive. We will send you a tipping guideline before the tour begins.

Money

The official national currency is the Vietnam dong (d), but the US dollar is widely accepted in tourist centers. However, in smaller towns and villages the dong is preferred. ATMs are available in all major tourist destinations and big cities. Vietcombank has the best network with a single withdrawal limit of 2,000,000d (about US\$125). Most major currencies can be exchanged at leading banks in Vietnam, but the US dollar is preferred away from the tourist centers. Changing US\$100 will make you an instant millionaire! You cannot legally take the dong out of Vietnam but you can reconvert reasonable amounts of it into US dollars on departure.

GENERAL BOOKING INFO

If this is the tour for you here's what you need to do to confirm your place:

FLEXIBLE BOOKING CONDITIONS

Booking a SpiceRoads cycling adventure is easy and we try to do everything possible to make sure you have full flexibility and peace of mind. We do not require a deposit to hold your place on a tour and once full payment has been made your money is protected in our client account and you have the flexibility to cancel or change your booking if needed.

CONFIRMING YOUR BOOKING

Just complete our online booking form or send your booking details offline (email or post), and we will confirm your participation. No deposit is needed to confirm your place on a SpiceRoads tour.

You are advised to read our [Booking Conditions](#) in full before you make your payment and should you require further clarifications of any of the conditions below, please [email us](#) or call our office.

TRIP STATUS

There is a minimum number of participants (usually 2) required to enable the trip to go ahead. Once the minimum number is reached, the trip status will change from 'Available' to 'Guaranteed to Depart'. Once a trip is guaranteed to depart you are free to book your flights and make other

travel arrangements. If the trip status is 'Limited' will mean we have only a small number of spaces available for booking. If you are unsure about the trip status, please [email us](#) or call our office.

BOOKING ONLINE

From the tour page, click the 'Book Now' link. All departures for this tour will appear, just select the date you'd like to travel. For the next steps, you'll need to know the names of the people travelling. If you wish you can also provide extra details such as passport numbers, height (for bike hire), or you can add that later by logging into [Manage My Trip](#) (we'll set up an account for you automatically if you don't already have one). Our system will contact you from time to time to fill in the missing information, as it will be required before departure. However, if the trip that you are booking offers a child discount, you will have to fill out the date of birth of each rider (so we can calculate the appropriate discount).

If you are having any problems [please send us an email](#), or give us a call (+66 026 3295) and one of our travel specialists will assist you with your booking.

BOOKING OFFLINE

Just call us or send an email indicating which trip you want to join and we will happily send you a list of questions and process your booking for you.

DEPOSITS AND PAYMENTS

We do not require a deposit or full payment to book a place for you on a tour.

The balance of the tour's cost (final invoice) will need to be paid 60 days before the departure date with fees for any bicycle rental(s), single supplement(s) and extra hotel nights.

In the case where a booking is made when there are less than 60 days until the tour departure date, the tour's cost should be paid in full within 72 hours of receiving an invoice from SpiceRoads. Payment can be made by credit card using our online payment gateway or by bank transfer. When making payment online you will need to confirm that you have read these booking conditions during the "checkout" process, which equates to agreeing to the terms of services and stipulations as indicated in this document.

In all cases, tour fees need to be paid "in full" before participation in a tour. No person(s) will be allowed to join a tour without fully settling their invoice and receiving a confirmation number from SpiceRoads.

The exception can be made for last-minute miscellaneous fees that can be paid locally (visas, additional local hotel bookings, etc.) can be settled on the day of arrival.

FULL FLEXIBILITY FOR TOUR CANCELATIONS

If the tour is cancelled or postponed by SpiceRoads because we didn't make the trip numbers and the tour can't run, we will make a full cash refund (by bank transfer or on your credit card).

If the tour is cancelled for any other reason, including due to Covid related travel restrictions, we will give you a full credit (with no deductions for admin or any other small-print item) to use on any SpiceRoads tour with no time limit. (Exceptions being flights, special permits and other non-refundable items and these will be advised when booking the trip).

Before paying for your tour, you can cancel your booking with no charge and up until 40 days before departure, you can change your booking to another travel date or move your booking onto another SpiceRoads tour with no charges.

If you need to cancel after you have made full payment, please see our [cancellation policy](#).

Loyalty Riders Club

For those who have been on several long tours with us, we reward customer loyalty by offering repeat customers a special discount off the tour price (excludes single supplement and bike rental). If this is your fourth scheduled tour or more you will receive a 5% discount. If this is your eighth scheduled tour or more we will extend a 10% discount. The discount will be reflected in your online booking, but please contact us if any questions. Loyalty discounts cannot be used in conjunction with any other offer. Note: Only tours of 7 days or more will be applicable for a loyalty discount.

International Flights

International flights, to and from the start and finish points are not included in the tour price. Once your tour is Guaranteed to Depart you can book your flight. Please contact us for advice before arranging flights for the best arrival and departure times. We would only cancel a trip for an extreme circumstance, but in that case, where we cancel your trip, we cannot be liable for losses incurred

relating to any flight booking you have made. Please claim any losses from your [travel insurance](#) that you acquired when you booked your holiday.

Newsletter

Our adventure travel [e-newsletter](#) is full of travel news, trip information, interesting stories and contests. To avoid missing out on special offers and updates from SpiceRoads, be sure to subscribe.

CONTACT US

145 Soi Pridi Banomyong 14 (Mee Suwan 3)
Sukhumvit 71 Road, Phra Khanong Nuea, Watthana
Bangkok, Thailand 10110
Tel: +66 (0) 2 026 3295
Email: info@spiceroads.com
Website: www.spiceroads.com

FOLLOW US

-  twitter.com/spiceroads
-  youtube.com/user/spiceroads
-  instagram.com/spiceroads
-  facebook.com/SpiceRoad