

SPICE ROADS

CYCLING



CULTURAL ROAD FROM HOI AN TO ANGKOR WAT

Tour Code
MCT-MHS

14 DAYS
13 NIGHTS

	Destinations	Vietnam, Cambodia
	Tour Meets	Hoi An, Vietnam
	Tour Ends	Siem Reap, Cambodia
	Fly in to	Da Nang International Airport (DAD)
	Fly out of	Siem Reap International Airport (REP)
	Group Size	2-16 riders
	Minimum Age	18 (on scheduled departures)

ACTIVITY PROFILE



11 Cycling days	732 _{km} Total cycling distance
67 _{km} Avg distance / day	650 _m Avg climbing / day

PRICING



Price	US\$ 3,715
Bike Hire (Mountain Bike)	US\$ 280
Bike Hire (E-Bike)	US\$ 880
Single Supplement	US\$ 505

**E-bikes are in limited supply, please enquire to reserve one.*

DEPARTURES



22 February - 07 March 2026
11 October - 24 October 2026
03 January - 16 January 2027
21 February - 06 March 2027
10 October - 23 October 2027

WHAT'S INCLUDED

- ✓ SpiceRoads jersey
- ✓ Water bottle
- ✓ Support vehicle
- ✓ Guide(s)
- ✓ Meals (as indicated)
- ✓ Accommodation
- ✓ Snacks and drinks

WHAT'S EXCLUDED

- ✗ International flights
- ✗ Domestic flights
- ✗ Airport pick up
- ✗ Airport drop off
- ✗ Visa fees
- ✗ Alcohol
- ✗ Tips

TRIP PROFILE

We cycle approximately 732 km in 11 cycling days, leaving time to sightsee and enjoy the local cultures. Several of the days include transfers (typically no longer than 90 minutes), but cycling and sightseeing is at the forefront. Days 2 and 3 are easy going rides with few hills. Day 4 is the biggest climbing day, rising 1400 m over a distance of 50 km. However, Days 5 to 12 are much gentler, with rolling valley and riverside roads over longer but easier spans of 60 km to 100 km each day. A rest day on Day 7 will work wonders. We also take time to see the Mekong River by boat and ferries. Our final day of cycling in Siem Reap is a 42 km joyride under the jungle canopy of the Angkor temple complex with stops at key sites along the way.

Your guide's expert knowledge of the area and terrain means that you always know what is coming up in terms of distance and difficulty. This makes a tremendous difference, as does the constant supply of water and refreshments along the way.

Suitability: This is an Active level trip featuring some days with challenging climbing (typically 300 m to 900 m per day, with one exceptional day where you can climb as much as 1400 m) and significant distances (from 40 km to 100 km per day). While less experienced cyclists are welcome to join the trip, it is best suited for cyclists with the stamina to cycle those distances and elevations on successive days. The days with longer distances are mostly on flat terrain. Experienced riders will find the distances long enough to challenge them, while less experienced riders are easily able to travel at a more relaxed pace and hop in the van if necessary. Vietnam and Cambodia can be quite hot and humid even in the morning hours, so it is helpful to acclimatize to these types of conditions before the trip, if possible. To fully enjoy the trip, riders should also have the confidence to navigate a bike through occasional crowded streets, gravel roads, narrow bridges, and rough sections of broken pavement. Of course, it is always an option to proceed through tricky sections and tough climbs on foot, or skip ahead, as a support vehicle is available at all times to provide refuge for weary riders.

Biking Conditions: This trip is mainly on good quality tarmac roads and some vehicle-width dirt roads. There are occasional bumpy sections, but nothing overly technical. We ride in and out of small towns along the way, which can be somewhat busy with traffic. While we have sought out bike-friendly routes, we will be regularly sharing the roads with other vehicles, including cars, motorbikes, and buses. We generally ride rain or shine, but based on the guide's discretion or your level of comfort, modifications to the planned route and schedule can be made. It's all part of the adventure!



Day 1 Meet in Hoi An

We meet in the charming town of Hoi An, an important port of call for Chinese, Japanese, and Portuguese traders on the maritime silk road during the 17th and 18th centuries. The architecture reflects its cosmopolitan past, with over 844 UNESCO-protected historic structures forming the core of the town. We will spend two nights here, giving us a chance to enjoy the sights and atmosphere of this energetic community which has retained its festiveness, vibrancy and entrepreneurial spirit. It is a fantastic place to spend the day wandering the narrow streets and rubbing shoulders with the locals. This evening, we meet for a welcome dinner and trip briefing to prepare for our cycling adventure!



La Charm Hoi An Hotel & Spa



Dinner

Day 2 Hoi An - My Son - Hoi An

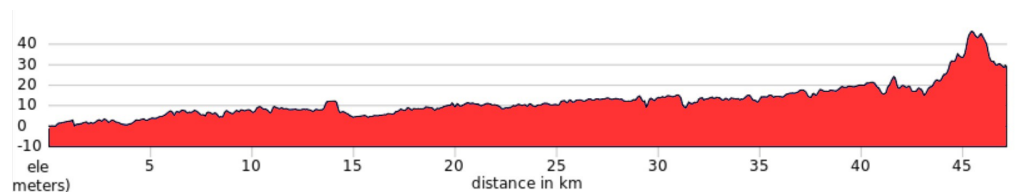
This morning, we cycle directly from our hotel out of Hoi An on small village roads and then make our way up the Thu Bon River by roads and farm lanes. The ride is a fascinating immersion in the region's ecosystem and surrounding agrarian economy, inextricably tied to the natural cycles of the tides, seasonal rains, and jungle flora. Eventually, we arrive at My Son, ancient capital of the Cham civilization, a Hindu people who ruled this region until some 500 years ago. Although some of the temples were destroyed by American bombs, there are many remaining temples that convey the prosperity and artistry of the Champa kingdom. We will have lunch before visiting the site on foot. In the afternoon, we transfer by van just over one hour back to Hoi An. Dinner is on your own tonight, so get adventurous and try the delicious Vietnamese food Hoi An's markets and riverside restaurants have to offer! Your guides will be happy to recommend some of their favorites.



La Charm Hoi An Hotel & Spa



Breakfast, Lunch



Ride 47km



+217m



-188m

Day 3 Hoi An - Quang Ngai - My Lai

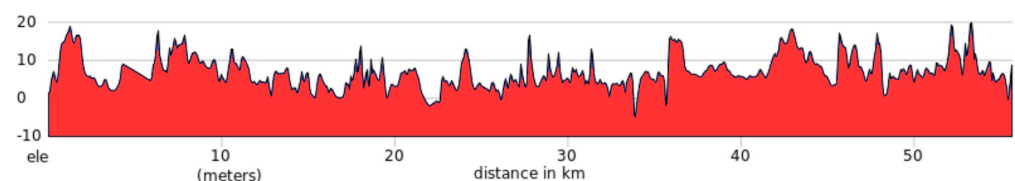
In the morning, we leave Hoi An and cross the Cua Dai Bridge, which spans high above the Thu Bon River, with impressive views of the open ocean and the Cham Islands in the distance offshore. We have a pleasant ride on quiet rural riverside roads, with friendly local farmers, eventually reaching the village of Tam Thanh to enjoy the beach and a lunch of local seafood. We then transfer about 1h45m and spend the afternoon at My Lai, where we visit the memorial and museum at this site of one of the worst massacres of the American War. Guides will share the perspectives of the Vietnamese who lived through that traumatic period, and explain the continued fallout from the war down to the present day. We then transfer about 30 minutes to our hotel, the peaceful and comfortable Cocoland River Beach Resort & Spa, where the Phuoc Giang River meets the sea near Quang Ngai. This is the perfect place to relax and reflect on the day's explorations.



Cocoland Hotel Resort & Spa



Breakfast, Lunch, Dinner



Ride 56km



+450m



-444m

Day 4 Quang Ngai - Kon Tum

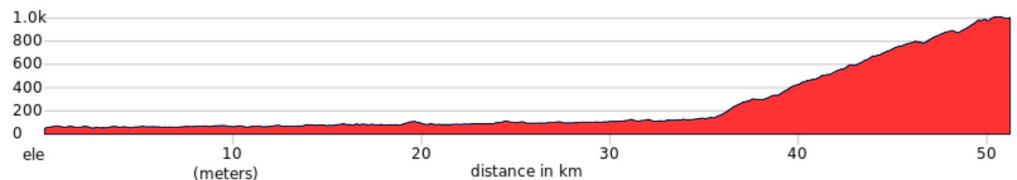
This morning, we transfer about 90 minutes to the town of Di Lang. This will be our biggest climbing day of the trip, a fitting introduction to the Annamite Mountains! We begin by rolling along a river valley, then cycle 15 km uphill to the top of Violak Pass (1300 m above sea level), stopping for snacks and views over the pine forests of this mountain climate. Cyclists should note that cycling uphill to the Violak pass is extremely challenging, but as always, there is the option to transfer during this part of the ride if needed. After a well-earned lunch at the top of the pass, we will hop in our vans for the transfer to Kon Tum, about two hours away. Depending on time, some may wish to cycle another stretch after lunch. In the late afternoon, we will arrive at our hotel overlooking the river in the pretty town of Kon Tum to relax for the evening.



Indochine Hotel



Breakfast, Lunch, Dinner



Ride 51-90km



+1376m



-421m

Day 5 Kon Tum - Pleiku

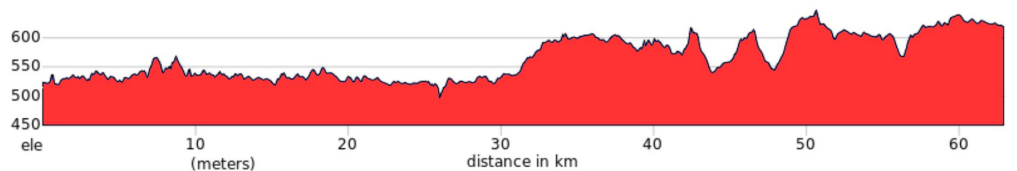
This morning, we ride directly from our hotel, heading out of Kon Tum and heading into the backcountry to visit some local villages of the Jarai and Bhanar ethnic minorities. These tribes still practice animism, believing that demons inhabit all of creation. The area is well-known for its communal houses with very steep and tall thatched roofs. Each village takes great pride in these unique designs, and the structures seem to fit naturally into this green landscape. You will notice the change in scenery as you cycle through a wide valley surrounded by mountains, punctuated by tea and coffee plantations along the route. After a lunch of local specialties, we arrive in Pleiku, home of the best coffee in Vietnam! Enjoy exploring this mountain town, and relax in the comfort of our centrally-located hotel.



Khanh Linh Hotel



Breakfast, Lunch, Dinner



Ride 63km



+911m



-816m

Day 6 Pleiku - Cambodian Border - Banlung

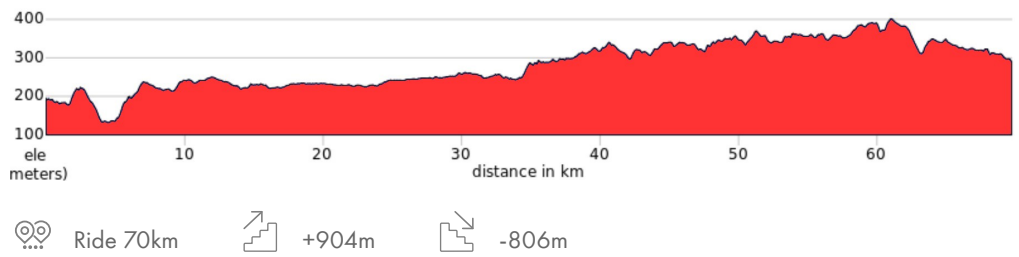
A two-hour transfer takes us to the border with Cambodia, where we will say goodbye to our Vietnamese guides and drivers. After passing through immigration, we will meet the Cambodian team! We start our ride from the O Yadao border in Ratanakiri and immediately immerse ourselves in this different country and culture with a ride through the hill country. Along the way, we will stop for lunch and an introduction to Cambodian cuisine. After a very gradual climb, we will descend into Banlung, our destination. This town is one of the most remote and unique of the Khmer provincial capitals, and we will spend two nights here to take advantage of all it has to offer. We spend the night in the surroundings of Terres Rouges, a traditional Khmer-style house with an elegant atmosphere and a dreamy waterfront location.



Terres Rouges Lodge



Breakfast, Lunch, Dinner



Day 7 Banlung Rest Day

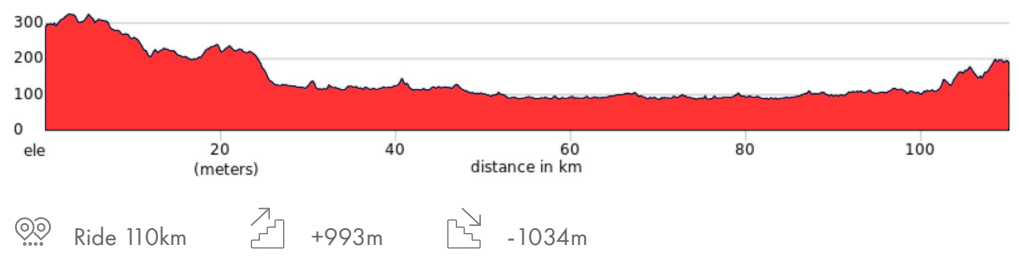
Wake this morning to a well-deserved day of rest and relaxation; the full day is yours to do as you wish! If you rise early enough, you can delve into the morning market buzzing with merchants hawking tribal handicrafts and foods. Later, take a picnic lunch and explore the mysterious volcanic crater lake of Boneng Yeak Laom, long believed to be the home of water demons deep within. The demons seem friendly to cyclists, so bring your swimsuit and take a dip! The lake also features a hiking trail and a museum devoted to the Tampuan culture of the region. If you'd prefer to simply rest your legs, our lodge is a beautiful place to spend a relaxed day by the pool or on the terrace overlooking the lake. This evening, we gather once again for dinner beneath the stars.

 Terres Rouges Lodge  Breakfast, Dinner

Day 8 Banlung - Stung Treng

After a day of rest, it's time to get back in the saddle! In the morning, we set out for Stung Treng Province along a tarmac highway through rural Cambodia. Rice paddies and rubber tree plantations roll away from the raised road as the flat expanse of the landscape is met by electric blue skies. We stop along the way to enjoy the simple pleasures of rural life in Rattanakiri as we are cooled by the shade of lush green plantations lining the road. This is a longer distance ride where you can of course cycle as much as you like, then hop in the van when you wish! At the end of the day, we arrive in Stung Treng see the Mekong River, which takes its name from the Khmer "Mother Ganga," after the Hindu goddess. It is aptly named, for this river nurtures life for a vast swath of Southeast Asia. We will settle into our hotel, then enjoy dinner here in town as the sun goes down and the local food stands and market stalls come to life!

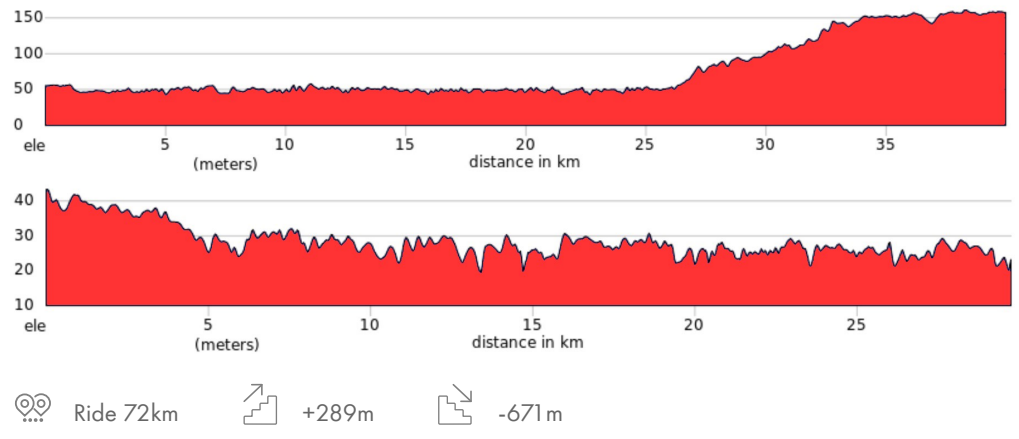
 Savet Guesthouse  Breakfast, Lunch, Dinner



Day 9 Stung Treng - Kratie

We rise early and bike out of town along the Mekong through riverside markets and villages. Later, we turn away from the river for a short climb, and then transfer by van for one hour to skip an impassable section. Downstream, we stop for a local lunch made from fresh market ingredients. We then rejoin the river by bike, entering an area famed for the Irrawaddy freshwater river dolphins. Boarding river boats for a cruise, we will keep our eyes open for dolphins and other fauna that share the Mekong with them. We still have some golden hour riding along the riverbank to reach Kratie, a small town facing an island in the Mekong. Tonight, experience a special dinner at Le Tonlé Tourism Training Centre, where young locals are being trained in hospitality to ensure a better future in Kratie. They will serve us delicious Khmer food with a very personalized service. The students will be as excited as we are about this evening of fine cuisine and community!

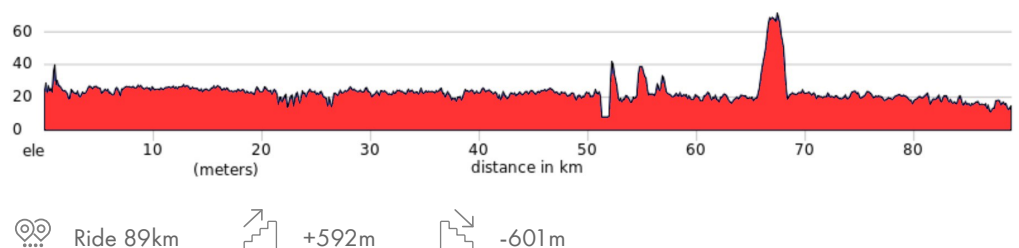
 Mekong Dolphin Hotel  Breakfast, Lunch, Dinner



Day 10 Kratie - Kampong Cham

We transfer 45 minutes south to the town of Chhlong. The many French colonial houses in this town are among the most beautiful in Cambodia. We ride downstream along the Mekong westward along quiet roads. We then cross a bridge to the right bank as the river bends to the south, through small villages and scenic countryside. We pass many predominantly Muslim Cham communities where Buddhist pagodas stand alongside small mosques. The Cham were once predominantly Hindu, but first encountered Islam in the 9th century, and it is now the religion of the majority of Cham. The Cambodian Cham came here as refugees centuries ago when the Vietnamese conquered their kingdom. The friendly locals will welcome you warmly in each village you pass amid the busy fishing and farming activity. We cycle up to Wat Hanchey, a small hilltop pagoda that houses an 8th century pre-Angkor brick temple and offers spectacular views over the Mekong. After lunch, we cycle the last 22 km to Kampong Cham, where you can relax at the hotel and take in these strikingly different surroundings.

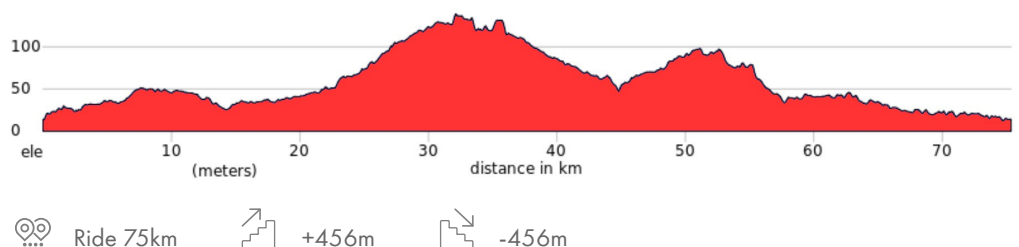
🏨 LBN Asian Hotel 🍴 Breakfast, Lunch, Dinner



Day 11 Kampong Cham - Kampong Thom

We say goodbye to Kampong Cham and the mighty Mekong, heading north along tarmac and dirt roads that take us across fields and marshlands, and typical Khmer villages. We are entering the watershed of Tonle Sap, the largest lake in Southeast Asia, which was crucial to the rise of the Khmer Empire. The lake's huge expansion with seasonal rains still shapes life in communities over a vast region, and we ride across numerous waterways that feed into the lake. Theravada Buddhism is the primary religion here, and you will hear the chanting of the monks from the many temples at various moments throughout the day. We stop for a delicious farm to table lunch, then continue to the small town of Kampong Thma and explore this community where traditional handicrafts, architecture and farming are still skilfully practiced. We then transfer to the provincial capital, Stung Saen, on the banks of the Stung Sen River.

🏨 Glorious Hotel 🍴 Breakfast, Lunch, Dinner



Day 12 Kampong Thom - Siem Reap

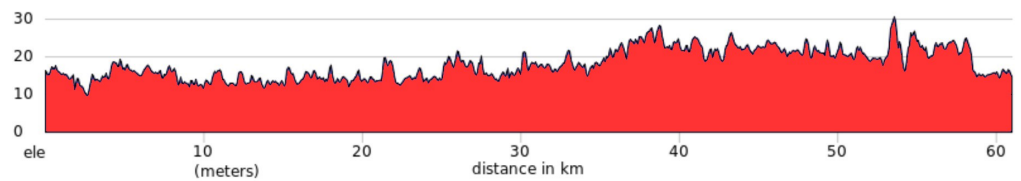
This morning, we ride out of town along the winding Stung Sen River, which leads us to the wooded site of the 7th century Sambor Prei Kuk temple, built at the zenith of the pre-Angkorian Chenla Kingdom. Despite numerous armed conflicts and weathering over the years, the temple is remarkably well-preserved, and we will take time to admire the artisanry of the carved lions and mythological figures that adorn it. We then continue our ride, stopping for a local lunch along the way, then transfer to Siem Reap. Along the way, we will stop at the millennium-old Kampong Kdei Bridge, a remarkable feat of engineering that until a decade ago still bore the load of cars and trucks, and that served as a refuge for the locals during the Cambodian civil war. The total drive will take 2.5 hours, and we celebrate our arrival in Siem Reap with a delicious dinner at one of our favorite restaurants in this lively city! We have arrived at the home of ancient Angkor.



Steung Siem Reap Hotel



Breakfast, Lunch, Dinner



Ride 61 km



+293m



-294m

Day 13 Siem Reap - Angkor - Siem Reap

This morning, we ride into the Angkor complex, the huge tree-canopied park bisected by moats and reservoirs, all part of a grand capital region where the awe-inspiring Khmer temples were built starting well over a thousand years ago. We enter from the south on smooth roads and jungle paths until we reach our first temple of the day, Ta Prohm. The roots of gigantic trees have become part of the beautiful structure, giving it an even more otherworldly appearance. We carry on through the jungle and toward the eastern gate of Angkor Thom, ancient capital of the Khmer Empire. Near the centre of this massive enclosure, we'll find the enigmatic temple of Bayon, known for the many smiling faces of Buddha on its high towers. During the heat of midday, we take a short rest and lunch before visiting the grandest temple of them all, Angkor Wat. This vast 12th century temple, the triumph of Angkorian architecture, is built according to the cosmology of the Hindu Khmer kings. Your guide will reveal the hidden details and history behind every facet of this masterpiece. Later, we will meet for our farewell dinner and celebrate this extraordinary journey!



Steung Siem Reap Hotel



Breakfast, Lunch, Dinner



Ride 41 km



+314m



-314m

Day 14 Onward Travels

This morning, we say goodbye. You may choose to depart Cambodia today, spend more time exploring the many sights of Siem Reap, or transfer to another location in the country. Please let us know if we can help with any arrangements!



Breakfast

Disclaimer: The adventure cycling tours we operate often go beyond the beaten track, and the countries where we ride are not always predictable. Due to these reasons, it is occasionally necessary to reroute or update itineraries. Our guarantee is that we will not change a trip unless for safety or to improve it. Our listed hotels are always accurate at the time of writing, but should we have to change any hotel, it will always be for a similar or better one.

NUTS & BOLTS

Bikes

Because some people can't imagine going on a trip without their own beloved bicycle, we do not provide them as part of this tour. However, you can hire bikes locally for the price listed in the tour pricing section.

If you bring your own bike, please make sure it is a mountain bike in good mechanical order.

We also have E-Bikes available for hire, but they are limited in number & size - please send an email to us to check on availability.

Bike Repairs

Basic spares and tools are carried by the guide and on the support vehicle, though we cannot guarantee having spares for every conceivable problem. Carrying a basic tool kit, a spare tube and a pump while riding is recommended.

Safety

Wearing a helmet is required on all our biking adventures and is non negotiable. If you do not wear a helmet you will not be allowed to cycle. Your tour leader is trained in first aid and emergency rescue, but to a large degree you must be responsible for your own safety while riding. It is therefore compulsory that you take out travel insurance that will cover you for a mountain biking tour.

Guides

You will be led by a local English-speaking guide and if the group is 9 people or more we will add another guide to the tour. All our guides are well informed in the history, culture and religions of the area where you are biking and are skilled at passing that knowledge on to you. Your guide is also medically trained and an experienced cyclist, able to handle most minor repairs en route.

THE NITTY GRITTY

VIETNAM

Passports and Visas

The visa requirements for Vietnam can be divided into three sections, dependent on your nationality and the point of entry/exit. Please review the details below to determine which applies to you. Visa policies are subject to change, and it is the traveler's responsibility to confirm their visa requirements for Vietnam before departure.

E-Visa

The Vietnam e-visa is now available to almost all nationalities. You can apply for a single or multiple-entry visa valid for up to 90 days. Application is through the Vietnam [visa portal](#). Please note that e-visas cannot be used if you are joining [Road Biking from Saigon to Angkor](#) (more information in the **Visa on Arrival** section below).

Please carefully fill out the form and check the information you have entered. Even minor spelling errors will render the visa invalid and your entry to Vietnam will be denied.

For peace of mind, we suggest applying for your e-visa as early as possible, and no later than 2 weeks before your expected arrival in Vietnam. While processing time is generally no more than 1-3 working days (not including weekends and Vietnamese holidays), it is wise to give yourself some buffer time in case there are any issues.

If you are joining a multi-country trip beginning in Vietnam, please be sure to select the correct exit point from the list below:

- [Saigon to Bangkok by Bicycle](#) and [Biking Saigon to Angkor Wat](#): Vinh Xuong Landport
- [Remote Vietnam and Laos by Bike](#): Na Meo Landport
- [Biking Hanoi to Luang Prabang](#): Tay Trang Landport
- [Cultural Road from Hoi An to Angkor Wat](#): Le Thanh International Border Gate

If your SpiceRoads trip will end in Vietnam, please choose your point of exit as the airport, port or land border through which you have arranged to leave Vietnam.

Please keep a printed copy of your e-visa with you at all times, as it may be requested at some exit points.

Visa Exemption

Citizens of certain countries (including many European and Asian nations) can enter Vietnam visa-free for up to 45 days. Please check if your nationality is exempt [here](#) before applying for an e-visa. If you are on the exemption list, you still need to make sure that your passport is valid for at least 6 months from your date of entry and has at least two blank pages. You do not need to apply for anything in advance; you will simply receive an entry stamp at immigration upon arrival.

Visa on Arrival

If you are joining "Road Biking from Saigon to Angkor", **e-visas are not permitted for the exit through the land borders we cross during the tour.** Before the tour, our sales team will collect your passport and flight information from you, and we will provide you with the Visa on Arrival letter within 10 business days.

When you arrive in Vietnam, you will need to present the following at the Visa on Arrival counter:

- a printed copy of the Visa on Arrival letter, which we will have sent to you by email. You will also likely need this printed letter to check in and board your flight to Vietnam.
- the visa stamping fee (USD \$25 for a single-entry visa). Please prepare the visa fee amount in cash, using USD or the equivalent in Vietnam dong to avoid unfavourable airport exchange rates.
- two printed passport photos.

Your Visa on Arrival will be processed quickly, and you may then proceed to immigration to enter Vietnam.

Please ensure that you update our sales team if your passport or flight details change before the tour, as mismatched information will result in entry to Vietnam being denied. Changes to this information when a Visa on Arrival letter has already been issued will result in a charge for a new letter to be processed.

Health

See [here](#) for recommendations and detailed information.

Weather

Weather in Vietnam is divided into 4 main regions - the far north, north, central and south.

The far north can get very cold in December and January while the dry season runs from October to late March and the wet season between April to September.

In Hanoi & the north, it is hot, wet and humid from May to October while November to April is cooler and dry.

Central Vietnam experiences hot, dry weather between January & August with temperatures ranging in the mid 30°C. High levels of rainfall are during September - November.

Southern Vietnam is dry and hot from November to April, and warm and wet between May & October, with the highest rainfall in June, July & August.

Food

Meals are included as per the itinerary where B = breakfast, L = lunch, D = dinner. Most meals are Vietnamese food and features noodles, rice curries and soups. Vietnamese cuisine is world famous and we make sure you sample as much variety as possible. Any special dietary requirements can also be catered for as well. Please let us know at the time of booking.

Drink

Keeping you completely hydrated is a job we take very seriously. Cold water, some energy-restoring local fruit, and soft drinks are included in the tour price while riding. Soft drinks and other beverages during meals are not included. Beer is freely available everywhere in Vietnam but is NOT included in the price.

Solo Travelers

SpiceRoads does not require you to pay a surcharge for traveling alone. We will arrange for you to share accommodation with another traveler of the same gender and if we can not match you up we will provide a single room at no extra charge. If you prefer not to share a single supplement is payable to guarantee your own room. The cost of the single supplement is listed above.

Extra Expenses

We recommend that you tuck away a few extra dollars, perhaps US\$10, for incidentals. It is customary to tip local tour guides and drivers, however, the amount you give should be dependent on the level of service you receive. We will send you a tipping guideline before the tour begins.

Money

The official national currency is the Vietnam dong (d), but the US dollar is widely accepted in tourist centers. However, in smaller towns and villages the dong is preferred. ATMs are available in all major tourist destinations and big cities. Vietcombank has the best network with a single withdrawal limit of 2,000,000d (about US\$125). Most major currencies can be exchanged at leading banks in Vietnam, but the US dollar is preferred away from the tourist centers. Changing US\$100 will make you an instant millionaire! You cannot legally take the dong out of Vietnam but you can reconvert reasonable amounts of it into US dollars on departure.

CAMBODIA

Passports and Visas

All nationalities require a Cambodia visa and a passport valid for 6 months after their planned exit from Cambodia. A 30-day visa on arrival is available at all border crossings that are open to foreigners.

For certain border crossings (including airports), you can also obtain a visa online through [e-visa](#). There is a 3-day processing time and you'll need a scanned copy of the passport. Not all border crossings accept the e-visa. Please check this [port of entry page](#) which provides a list of which checkpoints support the e-Visa service.

Currently, e-visa is not applicable for any land crossings on Spice Roads multi-country tours that enter Cambodia from either Vietnam or Thailand. A visa-on-arrival must be purchased when entering Cambodia during these tours. **Please ensure that your passport has at least three blank pages for the Cambodian entry stamps, and that the passport is valid for at least 6 months from the date of entry.** For visa-on-arrival, the cost is 35 USD and it needs to be paid in cash. It is important that the USD are in good condition - i.e. no visible tearing, creasing, crumpling, or scribbling - so please only bring new and crisp USD bills to avoid any issues upon entry. We recommend using only USD or KHR currencies to ensure acceptance and avoid unfavourable exchange rates.

Electronic arrival card: All passengers travelling to Cambodia by flights into Siem Reap, Phnom Penh, and Sihanoukville airports must now submit an electronic arrival card before entering the country. This 'Cambodia e-arrival card' can be completed prior to arrival (no more than 7 days before arrival) via the [official website](#) or through Apple's App Store and Google Play Store.

Those entering Cambodia by land crossing or boat will still use the traditional paper-based forms issued at the border.

Health

We recommend that you visit a travel medical doctor and ask about the following vaccinations: typhoid, polio, tetanus and hepatitis A. A certificate for Yellow Fever is required when arriving from an infected area within six days.

Weather

Cambodia has two distinct seasons - wet and dry. The dry season usually lasts from October to April. The wet season starts in May until September. Within each season there are variations in

temperature. The coolest being 24C around November/December and hottest hitting 35C around April/May.

Food

Meals are included as per the itinerary where B = breakfast, L = lunch, D = dinner. Most meals are local and feature noodles, rice, curries, and soups. Cambodian cuisine is a mixture of Thai, French and Chinese dishes and we make sure you can sample a wide variety. Any special dietary requirements can also be catered for as well. Please let us know at the time of booking.

Drink

Keeping you completely hydrated is a job we take very seriously. Cold water, some energy-restoring local fruit, and soft drinks are included in the tour price while riding. Soft drinks and other beverages during meals are not included. Beer is freely available everywhere but is NOT included in the price.

Solo Travelers

SpiceRoads does not require you to pay a surcharge for traveling alone. We will arrange for you to share accommodation with another traveler of the same gender and if we can not match you up we will provide a single room at no extra charge. If you prefer not to share a single supplement is payable to guarantee your own room. The cost of the single supplement is listed above.

Extra Expenses

We recommend that you tuck away a few extra dollars, perhaps US\$20, for incidentals.

Money

Thai baht and US dollars are widely used in Cambodia, especially in larger cities and towns. In smaller towns and villages, Cambodian riel are usually preferred. There are ATMs in most areas, however, machines dispense US dollars. The guides will be able to show you where the ATMs are. Spend riel before departing as no one will exchange them for you once you leave.

GENERAL BOOKING INFO

If this is the tour for you here's what you need to do to confirm your place:

FLEXIBLE BOOKING CONDITIONS

Booking a SpiceRoads cycling adventure is easy and we try to do everything possible to make sure you have full flexibility and peace of mind. We do not require a deposit to hold your place on a tour and once full payment has been made your money is protected in our client account and you have the flexibility to cancel or change your booking if needed.

CONFIRMING YOUR BOOKING

Just complete our online booking form or send your booking details offline (email or post), and we will confirm your participation. No deposit is needed to confirm your place on a SpiceRoads tour.

You are advised to read our [Booking Conditions](#) in full before you make your payment and should you require further clarifications of any of the conditions below, please [email us](#) or call our office.

TRIP STATUS

There is a minimum number of participants (usually 2) required to enable the trip to go ahead. Once the minimum number is reached, the trip status will change from 'Available' to 'Guaranteed to Depart'. Once a trip is guaranteed to depart you are free to book your flights and make other travel arrangements. If the trip status is 'Limited' will mean we have only a small number of spaces available for booking. If you are unsure about the trip status, please [email us](#) or call our office.

BOOKING ONLINE

From the tour page, click the 'Book Now' link. All departures for this tour will appear, just select the date you'd like to travel. For the next steps, you'll need to know the names of the people travelling. If you wish you can also provide extra details such as passport numbers, height (for bike hire), or you can add that later by logging into [Manage My Trip](#) (we'll set up an account for you automatically if you don't already have one). Our system will contact you from time to time to

fill in the missing information, as it will be required before departure. However, if the trip that you are booking offers a child discount, you will have to fill out the date of birth of each rider (so we can calculate the appropriate discount).

If you are having any problems [please send us an email](#), or give us a call (+66 026 3295) and one of our travel specialists will assist you with your booking.

BOOKING OFFLINE

Just call us or send an email indicating which trip you want to join and we will happily send you a list of questions and process your booking for you.

DEPOSITS AND PAYMENTS

We do not require a deposit or full payment to book a place for you on a tour.

The balance of the tour's cost (final invoice) will need to be paid 60 days before the departure date with fees for any bicycle rental(s), single supplement(s) and extra hotel nights.

In the case where a booking is made when there are less than 60 days until the tour departure date, the tour's cost should be paid in full within 72 hours of receiving an invoice from SpiceRoads. Payment can be made by credit card using our online payment gateway or by bank transfer. When making payment online you will need to confirm that you have read these booking conditions during the "checkout" process, which equates to agreeing to the terms of services and stipulations as indicated in this document.

In all cases, tour fees need to be paid "in full" before participation in a tour. No person(s) will be allowed to join a tour without fully settling their invoice and receiving a confirmation number from SpiceRoads.

The exception can be made for last-minute miscellaneous fees that can be paid locally (visas, additional local hotel bookings, etc.) can be settled on the day of arrival.

FULL FLEXIBILITY FOR TOUR CANCELATIONS

If the tour is cancelled or postponed by SpiceRoads because we didn't make the trip numbers and the tour can't run, we will make a full cash refund (by bank transfer or on your credit card).

If the tour is cancelled for any other reason, including due to Covid related travel restrictions, we will give you a full credit (with no deductions for admin or any other small-print item) to use on any SpiceRoads tour with no time limit. (Exceptions being flights, special permits and other non-refundable items and these will be advised when booking the trip).

Before paying for your tour, you can cancel your booking with no charge and up until 40 days before departure, you can change your booking to another travel date or move your booking onto another SpiceRoads tour with no charges.

If you need to cancel after you have made full payment, please see our [cancellation policy](#).

Loyalty Riders Club

For those who have been on several long tours with us, we reward customer loyalty by offering repeat customers a special discount off the tour price (excludes single supplement and bike rental). If this is your fourth scheduled tour or more you will receive a 5% discount. If this is your eighth scheduled tour or more we will extend a 10% discount. The discount will be reflected in your online booking, but please contact us if any questions. Loyalty discounts cannot be used in conjunction with any other offer. Note: Only tours of 7 days or more will be applicable for a loyalty discount.

International Flights

International flights, to and from the start and finish points are not included in the tour price. Once your tour is Guaranteed to Depart you can book your flight. Please contact us for advice before arranging flights for the best arrival and departure times. We would only cancel a trip for an extreme circumstance, but in that case, where we cancel your trip, we cannot be liable for losses incurred relating to any flight booking you have made. Please claim any losses from your [travel insurance](#) that you acquired when you booked your holiday.

Newsletter

Our adventure travel [e-newsletter](#) is full of travel news, trip information, interesting stories and contests. To avoid missing out on special offers and updates from SpiceRoads, be sure to subscribe.

CONTACT US

145 Soi Pridi Banomyong 14 (Mee Suwan 3)
Sukhumvit 71 Road, Phra Khanong Nuea, Watthana
Bangkok, Thailand 10110
Tel: +66 (0) 2 026 3295
Email: info@spiceroads.com
Website: www.spiceroads.com

FOLLOW US

 twitter.com/spiceroads
 youtube.com/user/spiceroads
 instagram.com/spiceroads
 facebook.com/SpiceRoad