

SPICE ROADS

CYCLING



HANOI TO SAIGON BY BICYCLE

Tour Code
VNM-H2S

14 DAYS
13 NIGHTS

	Destinations	Vietnam
	Tour Meets Tour Ends	Hanoi Saigon
	Fly in to Fly out of	Noi Bai International Airport (HAN) Tan Son Nhat International Airport (SGN)
	Group Size Minimum Age	2-16 riders 18 (on scheduled departures)

ACTIVITY PROFILE



13
Cycling days

885 km
Total cycling distance

67 km
Avg distance / day

481 m
Avg climbing / day

PRICING



Price	US\$ 4,400
Bike Hire (Mountain Bike)	US\$ 280
Bike Hire (E-Bike)	US\$ 825
Single Supplement	US\$ 690

**E-bikes are in limited supply, please enquire to reserve one.*

WHAT'S INCLUDED

- ✓ SpiceRoads jersey
- ✓ Water bottle
- ✓ Support vehicle
- ✓ Guide(s)
- ✓ Meals (as indicated)
- ✓ Hotel pick up
- ✓ Accommodation
- ✓ Snacks and drinks
- ✓ Entrance fees
- ✓ Ferry/boat fares
- ✓ Train rides

WHAT'S EXCLUDED

- ✗ International flights
- ✗ Domestic flights
- ✗ Airport pick up
- ✗ Airport drop off
- ✗ Visa fees
- ✗ Alcohol
- ✗ Tips

DEPARTURES



12 Jul - 25 Jul 2026
04 Oct - 17 Oct 2026
01 Nov - 14 Nov 2026
13 Dec - 26 Dec 2026
03 Jan - 16 Jan 2027
21 Feb - 06 Mar 2027
14 Mar - 27 Mar 2027
11 Jul - 24 Jul 2027
03 Oct - 16 Oct 2027
31 Oct - 13 Nov 2027

See website for later departures

TRIP PROFILE

We ride a total of 880 km over 13 cycling days. Beginning with a pick-up at your hotel in Hanoi, we will leave the busy city behind and reach countryside roads for a relatively flat ride that is an ideal warm-up. The second and third days of riding have similarly moderate distances and elevations, allowing us to ease into the long tour while still making for full days of cycling and sightseeing. The fourth day is an easygoing loop around Hue to make the most of the city's cultural significance, which is followed by a challenging Day 5, with coastal sections, several hills, and the 470 m elevation gain of the Hai Van Pass. Day 6 offers the option of a rest day in Hoi An, or an optional, easier ride to the My Son temple site. Days 7 to 9 offer moderate climbing and distances between 70 and 100 km, which you may wish to adapt to your preferences: we always have support vans at the ready if you prefer to take a break. As we reach the rockier southern coastline, Days 10 to 12 are the biggest climbing days, ranging from 630 to 870 m of cumulative elevation gain, always distributed over a series of hills. Day 13, our final cycling day, is once again more sedate, with largely flat riding along the seashore and fruit orchards. Day 14 is your departure day from Ho Chi Minh City.

To maximize enjoyment of our trip and avoid busy sections, we will sometimes transfer by van. The transfers never total more than three hours in a day, while some days have very little driving. We will also make use of the sleeper train to cover the section between Ninh Binh and Dong Hoi, saving the daytime hours for cycling.

Suitability: This tour is suitable for anyone who enjoys cycling and has a reasonable level of fitness. We have designed it to offer some challenges without being too arduous, so riders with less experience are more than welcome, although the fitter you are, the more you will enjoy it. An air-conditioned bus travels behind the group for support, allowing you to tailor the experience as you see fit. Vietnam can be quite hot and humid even in the morning hours, so it is helpful to acclimatize to these types of conditions before the trip, if possible. To fully enjoy the trip, riders should also have the confidence to navigate a bike through occasional crowded streets and rough sections of broken pavement. Of course, it is always an option to proceed through tricky sections on foot, or skip ahead, as a support vehicle is available at all times to provide refuge for weary riders.

Biking Conditions: This trip is on paved roads which are mostly in good condition, though broken asphalt, road debris, and potholes do present themselves. While much of the route is on quiet, countryside roads with minimal traffic, we will be regularly sharing the roads with other vehicles, including cars, motorbikes, and buses. This is Vietnam, after all – a country constantly on the move! There are some unavoidable sections along the shoulders of provincial main roads. We generally ride rain or shine, but based on the guide's discretion or your level of comfort, modifications to the planned route can be made. It's all part of the adventure!

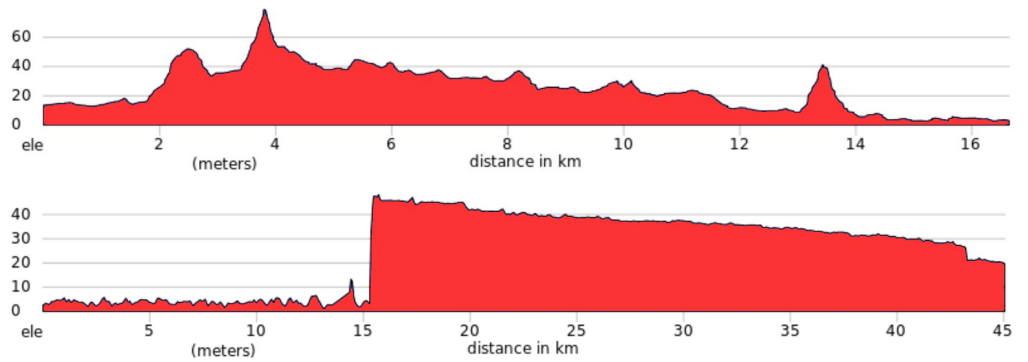


Day 1: Hanoi - Ninh Binh

This morning, our meeting point in Hanoi is the hotel Le Jardin Hotel Haute Couture. From here, we will transfer 2.5 hours out to the rural area south of the city. After a briefing and bike fitting, we will begin our first bike ride by mid-morning. Enter a surreal landscape of limestone mountains surrounded by rice fields and natural beauty. On the way, we will stop to explore winding caves and watch for wildlife in bamboo boats, then explore the site of Vietnam's ancient capital, Hoa Lu, founded more than 1000 years ago, before the capital was moved to Hanoi. Later, we will finish our ride amid the striking rock formations and dazzling rice fields outside the town of Tam Coc. This evening, enjoy the sunset over these unique surroundings with a drink on the terrace and a delicious dinner of north Vietnamese cuisine.

 Tam Coc Rice Fields Resort

 Breakfast, Lunch, Dinner



Ride 53km



+512m



-518m

Day 2: Ninh Binh - Cuc Phuong

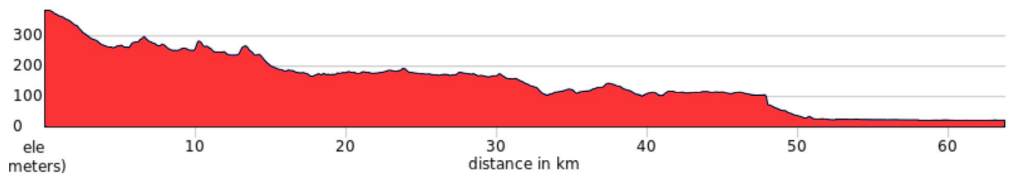
Enjoy breakfast among the idyllic surroundings of Tam Coc with the morning light dancing on the rice fields. Transfer one hour to Vietnam's first national park, Cuc Phuong, consecrated by President Ho Chi Minh in 1962. The dense tract of mountainous jungle is still home to indigenous communities and is the habitat for many rare species. Visit the primate rescue centre where rescued monkeys transition back into the wild, then cycle among the gigantic trees of the park, past prehistoric cave dwellings, and finally emerge to ride along dykes and farm roads once more. In the town of Ninh Binh, we will shower and change at a local hotel before having dinner, then board the sleeper train headed south. The north-south train line is a legacy of the French colonial era and is still a vital link holding disparate parts of the country together. This is a quintessentially Vietnamese experience!



Overnight sleeper train



Breakfast, Lunch, Dinner



Ride 45km



+469m



-788m

Day 3: Vinh Moc - Hue

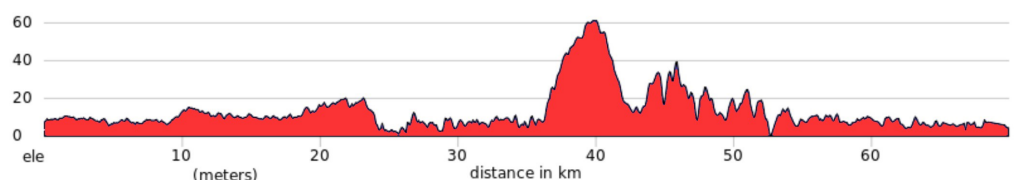
Wake up in the early morning as the train rolls into Dong Ha. We will have breakfast and transfer about one hour to the Vinh Moc tunnels. These subterranean passages were made to sustain North Vietnamese troops on Con Co Island, and they remain authentic, unaltered from their original state. After this visit, we will cycle south down the coast, crossing the Bien Hai River, part of the historic dividing line between north and south Vietnam from 1954 and on through the war. Continuing south, our ride ends at the historic citadel of Quang Tri. We will then board our vans and transfer 90 minutes further south to Hue, the former imperial capital. Steeped in centuries of history, this city is a joy to explore. We will stay here for two nights.



Emm Hotel



Breakfast, Lunch, Dinner



Ride 51km



+309m

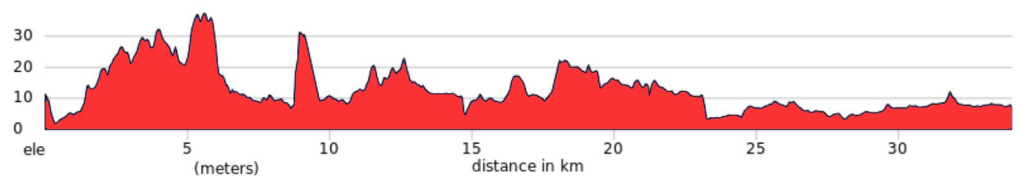


-337m

Day 4: Hue Loop

The many chapters of Hue's history make for ideal on our bike ride, which begins just outside the city centre. Along the way, we will cross bridges, ride along quiet lanes through wooded areas and along streams, and navigate part of the Perfume River on one of the "dragon boats," so named for their colourfully-painted figureheads. Walk through the elaborate afterlife palace of Minh Mang, one of Vietnam's most illustrious emperors, and see the graceful Thien Mu Pagoda in its perfect location high above the riverbank. Later, your guide will walk you through the "Forbidden City" of Hue, the imperial compound designed according to the Confucian governing philosophy of the Nguyen Dynasty. The complex system of moats surrounding the fortification is a wonder in itself. Later, enjoy some sumptuous local specialties for dinner and take in the festive nightlife along the riverfront promenades.

 Emm Hotel  Breakfast, Lunch

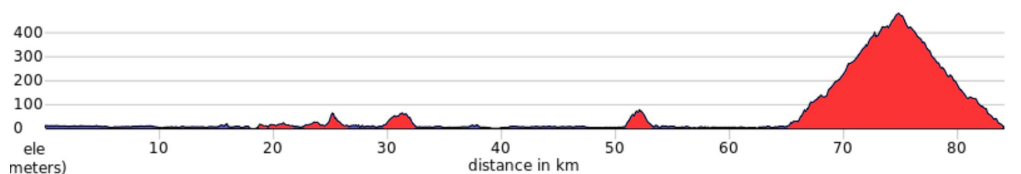


 Ride 34km  +246m  -255m

Day 5: Hue - Da Nang - Hoi An

Take a stroll along the waterfront before transferring 45 minutes south to the "Ghost City", a district of lavishly decorated mausoleums constructed by locals for their departed ancestors, often with foreign remittances sent home by prosperous Viet Kieu (Vietnamese living overseas). Hundreds of these edifices make for a surreal vision on this remote stretch of coastline. We ride along a seawall with breakers crashing alongside us and reach Vietnam's largest lagoon, where we see how the locals harvest oysters, shrimp, and fish. A couple of short climbs are warmups for the day's main event: the legendary Hai Van Pass, a mountain ridge that juts into the sea to create one of Vietnam's best-known coastal roads. It's a steady climb with switchbacks yielding stunning views of the sea, beaches, and the Da Nang skyline. We transfer 90 minutes to historic and charming Hoi An, where we will stay for two nights.

 La Charm Hoi An Hotel & Spa  Breakfast, Lunch, Dinner

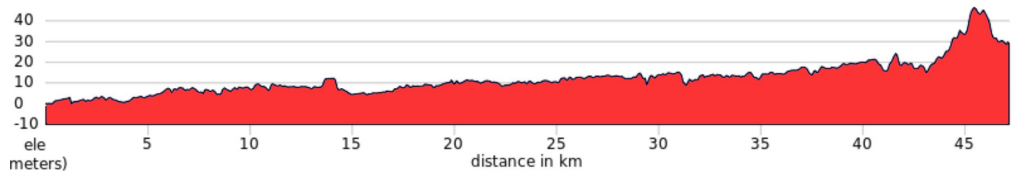


 Ride 61km  +704m  -477m

Day 6: Hoi An - My Son

This morning, you can choose to rest your legs and explore Hoi An's markets, tailor shops, and local handicrafts. For centuries, Hoi An was a port on the Maritime Silk Road, with influences from Japan, India, China, all within the French colonial architecture. There is plenty to see and do in town! You also have the option of cycling from Hoi An to My Son, ancient capital of the Cham civilization, a Hindu people who ruled this region until some 500 years ago. Although some of the temples were destroyed by American bombs, many remain with their relief carvings and statues intact. We will have lunch before visiting the site on foot. In the afternoon, we will transfer by van just over one hour back to Hoi An. Tonight, enjoy the delicious local fare for dinner in the heart of the old town.

 La Charm Hoi An Hotel & Spa  Breakfast, Lunch

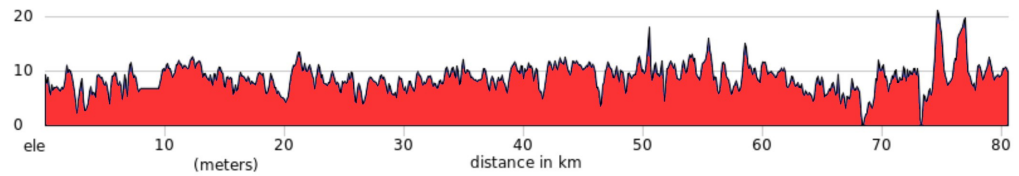


📍 Ride 44km 📈 +278m 📉 -256m

Day 7: Hoi An - Tam Thanh - Quang Ngai

In the morning, we leave Hoi An and cross the Cua Dai Bridge, which spans high above the Thu Bon River, with impressive views of the open ocean and the Cham Islands in the distance offshore. We have a pleasant ride on quiet rural riverside roads, with friendly local farmers, eventually reaching the village of Tam Thanh to enjoy the beach and a lunch of local seafood. Every morning, small boats come ashore with their catch, which is brought directly to the local market by the very hardworking local fishing people. We will continue south, crossing a couple of river mouths on local ferries and enjoying these secluded communities. After the ride, we will transfer about 75 minutes to our hotel, the peaceful and comfortable Cocoland River Beach Resort & Spa, where the Phuoc Giang River meets the sea near Quang Ngai. This is the perfect place to relax and reflect on the day's explorations.

🏠 Cocoland River Beach Resort 🍴 Breakfast, Lunch, Dinner

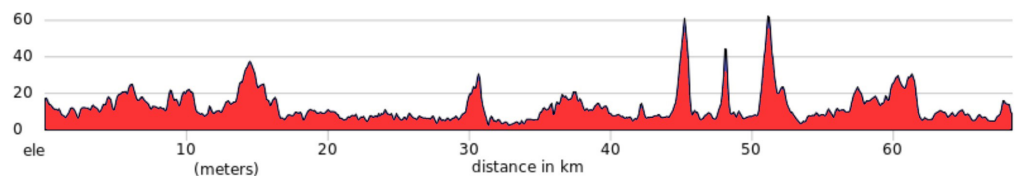


📍 Ride 71km 📈 +449m 📉 -452m

Day 8: Quang Ngai - Binh Duong - Quy Nhon

This morning, we will transfer by van for 2.5 hours to arrive at ideal cycling roads further south. Hopping on our bikes, we will begin a diverse ride through rolling coastline, rice paddy fields, salt making flats, fishing villages, and a series of small passes that form natural gateways to isolated beach communities. We will end today's beautiful bike ride beside a large river estuary with a view to the Quy Nhon skyline and take a brief transfer to our hotel in the city center. During the war, Quy Nhon was a port and supply centre, and a refuge for thousands of Vietnamese fleeing the vicious bombing of the countryside. Today, it is a thriving central Vietnamese city that has retained its distinctive character. Enjoy the lively atmosphere on the waterfront and side streets before a well-earned dinner at one of your guide's favorite restaurants!

🏠 Anya Hotel 🍴 Breakfast, Lunch, Dinner





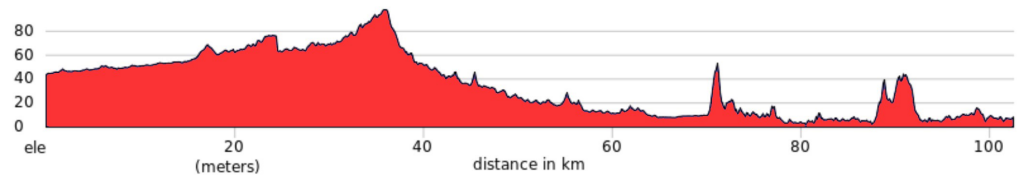
📍 Ride 76km 📈 +583m 📉 -587m

Day 9: Quy Nhon - Tuy Hoa

This morning, we will make a short transfer inland from Quy Nhon to a green valley full of water buffalo, waterfowl, herds of goats, locals fishing in the clean river, and views to formidable hills nearby. This is a real change of pace from the open coastline! As we reach the end of the valley,

where the river flows into the sea, we will find ourselves cycling on elevated roads in rice fields, then feel the breeze pick up as we ride along a headland with wharves and seafood restaurants aplenty. We will stop here for refreshments and to sample some of the catch. Nearing Tuy Hoa, you may choose to transfer into town, or ride the last leg into the city centre. Our comfortable, modern hotel is in keeping with this fast-rising Vietnamese city. The waterfront is lined with huge sculptures, bars and cafes, all within walking distance of the hotel, making it easy to take in the optimistic atmosphere of the city.

 APEC Mandala Phu Yen  Breakfast, Lunch, Dinner

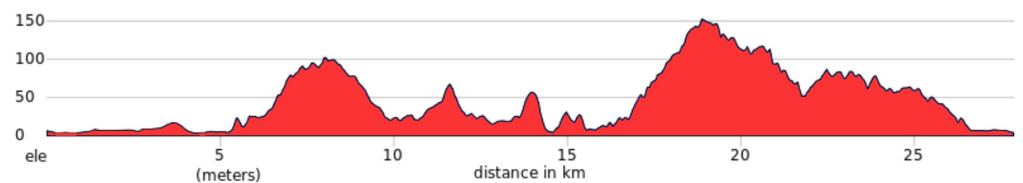


 Ride 79km  +561m  -583m

Day 10: Tuy Hoa - Nha Trang

Cycling directly from our hotel, we wind our way out of Tuy Hoa and mingle with locals going about their morning. After a few flat kilometres, it's time for a challenge, but with fantastic views, as we cycle to Vung Ro Bay and up the challenging Ca Pass. Along the way we will see villages nestled in coves and pass a 19th century lighthouse perched above the forbidding cliffs. This seldom-traveled road is one of the most dynamic and impressive sections of the central Vietnamese coast. Pushing up a succession of climbs, stopping for photos, lunch, and refreshments along the way, we will make our way to Dai Lanh Beach, where you may choose to plunge into the water and cool off. From here, we have a 2.5 hour transfer where you can take an afternoon nap on the way to Nha Trang. Our hotel is in the centre of this larger city, known as a top holiday destination for Vietnamese.

 Libra Hotel Nha Trang  Breakfast, Lunch, Dinner

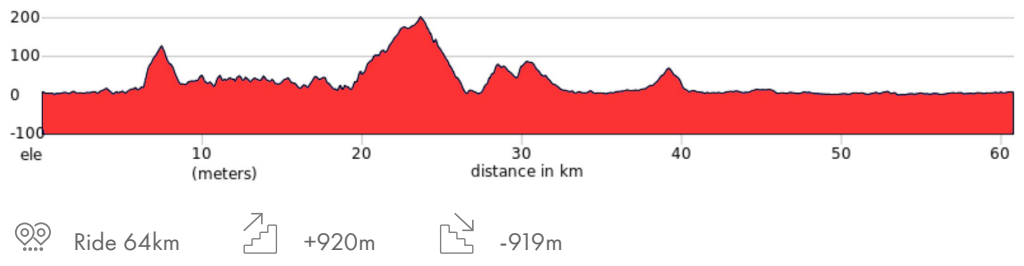


 Ride 46km  +408m  -405m

Day 11: Nha Trang - Phan Rang

This morning, we will avoid the busier roads by transferring 90 minutes south to another slice of seaside cycling paradise, with white sand beaches and turquoise waters on one side, and an arid, rocky landscape (the driest in Vietnam) on the other. Today's ride will once again test our legs, but it yields fascinating sights, including some of Vietnam's vineyards: this terroir is ideal for growing grapes. The intact coastal ecosystem is protected by Nui Chua National Park, which spans several biomes and is home to sun bears, monkeys, dozens of bird species, numerous types of turtles, and many more animals, not to mention diverse plants. Keep your eyes open for wildlife! Emerging from the park, we ride through a succession of villages that lead to our fresh and inviting resort, with its irresistible pool overlooking the beach. Rest your legs and enjoy sundowners in this relaxed ambience.

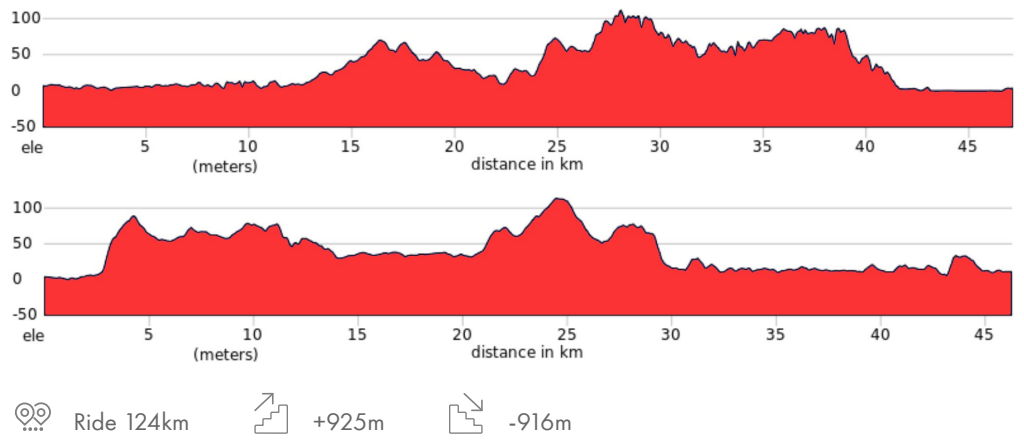
 Hoan My Resort  Breakfast, Lunch, Dinner



Day 12: Phan Rang - Mui Ne

Greet the spectacular sunrise over the South China Sea (known in Vietnam as the Eastern Sea); early risers are in for a show! After breakfast, we will cycle directly from the resort with a flat section along Phan Rang Bay. After around 10 km, we will reach the Ninh Thuan Coast Road, beloved by Vietnamese for its dreamy viewpoints and red flamboyant flowers. As we reach Ca Na, we will see the vast salt flats stretched out before us. Stopping for lunch nearby, we will then transfer just under one hour south to our afternoon ride. This is a windswept section of high dunes and weathered pines, which eventually give way to a terrain of red stone eroded into deep gullies as we turn inland. We reach the surfing mecca of Mui Ne, where we once again make the most of our location in a beach community with the easygoing vibe of South Vietnam.

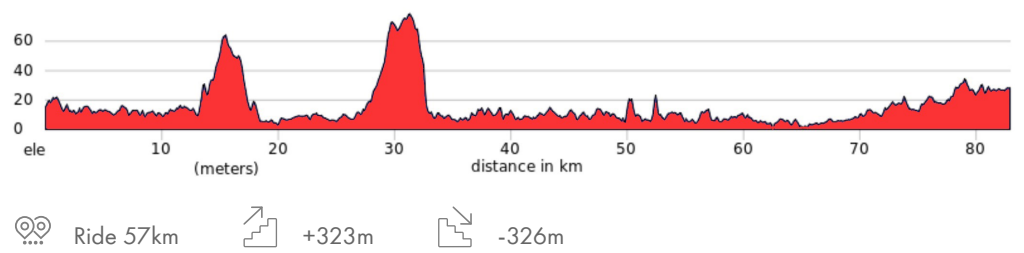
Blue Ocean Resort Breakfast, Lunch, Dinner



Day 13: Mui Ne - Saigon

Take in the sights and sounds of Mui Ne by morning. This is our last day of riding, but much great riding remains. Cycling out of the resort, our route meanders to Phan Thiet, a town flanked by two rivers. Leaving town, we rejoin the seashore and arrive at Ke Ga, a small town on a headland buffeted by the surf. We will have lunch here, and the option for one more swim in the sea. Continue through the coastal landscape of large sand dunes until you reach the small port and market town of La Gi. After pedaling through town, we will transfer the last 2.5 hours into Saigon. After checking into the hotel and freshening up, we will gather for a celebratory dinner in this exciting city that never sleeps! The vivacity of this metropolis is irresistible.

Nhat Ha L'Opera Breakfast, Lunch, Dinner



Day 14: Departure from Saigon

This morning, you may continue to explore all that Saigon has to offer, or head to the airport for your onward travels. We are happy to assist with advice or arrangements for your next destinations!

 Breakfast

Disclaimer: The adventure cycling tours we operate often go beyond the beaten track, and the countries where we ride are not always predictable. Due to these reasons, it is occasionally necessary to reroute or update itineraries. Our guarantee is that we will not change a trip unless for safety or to improve it. Our listed hotels are always accurate at the time of writing, but should we have to change any hotel, it will always be for a similar or better one.

NUTS & BOLTS

Bikes

Because some people can't imagine going on a trip without their own beloved bicycle, we do not provide them as part of this tour. However, you can hire bikes locally for the price listed in the tour pricing section.

If you bring your own bike, please make sure it is a mountain bike or hybrid bike with treads acceptable for pavement or light gravel. A front suspension may make the ride more comfortable at certain times, but it is not essential.

We also have e-bikes available for hire, but they are limited in number & size - please send an email to us to check on availability.

Bike Repairs

Basic spares and tools are carried by the guide and on the support vehicle, though we cannot guarantee having spares for every conceivable problem. Carrying a basic tool kit, a spare tube and a pump while riding is recommended.

Safety

Wearing a helmet is required on all our biking adventures and is non negotiable. If you do not wear a helmet you will not be allowed to cycle. Your tour leader is trained in first aid and emergency rescue, but to a large degree you must be responsible for your own safety while riding. It is therefore compulsory that you take out travel insurance that will cover you for a mountain biking tour.

Guides

You will be led by a local English-speaking guide and if the group is 9 people or more we will add another guide to the tour. All our guides are well informed in the history, culture and religions of the area where you are biking and are skilled at passing that knowledge on to you. Your guide is also medically trained and an experienced cyclist, able to handle most minor repairs en route.

THE NITTY GRITTY

Passports and Visas

The visa requirements for Vietnam can be divided into three sections, dependent on your nationality and the point of entry/exit. Please review the details below to determine which applies to you. Visa policies are subject to change, and it is the traveler's responsibility to confirm their visa requirements for Vietnam before departure.

E-Visa

The Vietnam e-visa is now available to almost all nationalities. You can apply for a single or multiple-entry visa valid for up to 90 days. Application is through the Vietnam [visa portal](#). Please

note that e-visas cannot be used if you are joining [Road Biking from Saigon to Angkor](#) (more information in the **Visa on Arrival** section below).

Please carefully fill out the form and check the information you have entered. Even minor spelling errors will render the visa invalid and your entry to Vietnam will be denied.

For peace of mind, we suggest applying for your e-visa as early as possible, and no later than 2 weeks before your expected arrival in Vietnam. While processing time is generally no more than 1-3 working days (not including weekends and Vietnamese holidays), it is wise to give yourself some buffer time in case there are any issues.

If you are joining a multi-country trip beginning in Vietnam, please be sure to select the correct exit point from the list below:

- [Saigon to Bangkok by Bicycle](#) and [Biking Saigon to Angkor Wat](#): Vinh Xuong Landport
- [Remote Vietnam and Laos by Bike](#): Na Meo Landport
- [Biking Hanoi to Luang Prabang](#): Tay Trang Landport
- [Cultural Road from Hoi An to Angkor Wat](#): Le Thanh International Border Gate

If your SpiceRoads trip will end in Vietnam, please choose your point of exit as the airport, port or land border through which you have arranged to leave Vietnam.

Please keep a printed copy of your e-visa with you at all times, as it may be requested at some exit points.

Visa Exemption

Citizens of certain countries (including many European and Asian nations) can enter Vietnam visa-free for up to 45 days. Please check if your nationality is exempt [here](#) before applying for an e-visa. If you are on the exemption list, you still need to make sure that your passport is valid for at least 6 months from your date of entry and has at least two blank pages. You do not need to apply for anything in advance; you will simply receive an entry stamp at immigration upon arrival.

Visa on Arrival

If you are joining "Road Biking from Saigon to Angkor", **e-visas are not permitted for the exit through the land borders we cross during the tour.** Before the tour, our sales team will collect your passport and flight information from you, and we will provide you with the Visa on Arrival letter within 10 business days.

When you arrive in Vietnam, you will need to present the following at the Visa on Arrival counter:

- a printed copy of the Visa on Arrival letter, which we will have sent to you by email. You will also likely need this printed letter to check in and board your flight to Vietnam.
- the visa stamping fee (USD \$25 for a single-entry visa). Please prepare the visa fee amount in cash, using USD or the equivalent in Vietnam dong to avoid unfavourable airport exchange rates.
- two printed passport photos.

Your Visa on Arrival will be processed quickly, and you may then proceed to immigration to enter Vietnam.

Please ensure that you update our sales team if your passport or flight details change before the tour, as mismatched information will result in entry to Vietnam being denied. Changes to this information when a Visa on Arrival letter has already been issued will result in a charge for a new letter to be processed.

Important Update: Effective immediately, all non-Vietnamese nationals entering the country in Hanoi (Noi Bai International Airport - HAN), Danang (Danang International Airport - DAD), Ho Chi Minh City (Tan Son Nhat International Airport - SGN) and Phu Quoc (Phu Quoc International Airport - PQC), must complete the **Digital Pre-Arrival Declaration** form before arrival. Please fill out the details on the official website [here](#) **within three (3) days before your arrival in Vietnam.** This is a free process - beware of fake websites that charge a fee. If you are already travelling within the three days before your planned arrival in Vietnam, then we suggest completing the form while you are at a hotel with reliable Wi-Fi. It only takes a few minutes. After submission, you will receive a QR Code. Please save a screenshot of this code on your phone to present at immigration.

Health

See [here](#) for recommendations and detailed information.

Weather

Weather in Vietnam is divided into 4 main regions - the far north, north, central and south.

The far north can get very cold in December and January while the dry season runs from October to late March and the wet season between April to September.

In Hanoi & the north, it is hot, wet and humid from May to October while November to April is cooler and dry.

Central Vietnam experiences hot, dry weather between January & August with temperatures ranging in the mid 30°C. High levels of rainfall are during September - November.

Southern Vietnam is dry and hot from November to April, and warm and wet between May & October, with the highest rainfall in June, July & August.

Food

Meals are included as per the itinerary where B = breakfast, L = lunch, D = dinner. Most meals are Vietnamese food and features noodles, rice curries and soups. Vietnamese cuisine is world famous and we make sure you sample as much variety as possible. Any special dietary requirements can also be catered for as well. Please let us know at the time of booking.

Drink

Keeping you completely hydrated is a job we take very seriously. Cold water, some energy-restoring local fruit, and soft drinks are included in the tour price while riding. Soft drinks and other beverages during meals are not included. Beer is freely available everywhere in Vietnam but is NOT included in the price.

Solo Travelers

SpiceRoads does not require you to pay a surcharge for traveling alone. We will arrange for you to share accommodation with another traveler of the same gender and if we can not match you up we will provide a single room at no extra charge. If you prefer not to share a single supplement is payable to guarantee your own room. The cost of the single supplement is listed above.

Extra Expenses

We recommend that you tuck away a few extra dollars, perhaps US\$10, for incidentals. It is customary to tip local tour guides and drivers, however, the amount you give should be dependent on the level of service you receive. We will send you a tipping guideline before the tour begins.

Money

The official national currency is the Vietnam dong (d), but the US dollar is widely accepted in tourist centers. However, in smaller towns and villages the dong is preferred. ATMs are available in all major tourist destinations and big cities. Vietcombank has the best network with a single withdrawal limit of 2,000,000d (about US\$125). Most major currencies can be exchanged at leading banks in Vietnam, but the US dollar is preferred away from the tourist centers. Changing US\$100 will make you an instant millionaire! You cannot legally take the dong out of Vietnam but you can reconvert reasonable amounts of it into US dollars on departure.

GENERAL BOOKING INFO

If this is the tour for you here's what you need to do to confirm your place:

FLEXIBLE BOOKING CONDITIONS

Booking a SpiceRoads cycling adventure is easy and we try to do everything possible to make sure you have full flexibility and peace of mind. We do not require a deposit to hold your place on a tour and once full payment has been made your money is protected in our client account and you have the flexibility to cancel or change your booking if needed.

CONFIRMING YOUR BOOKING

Just complete our online booking form or send your booking details offline (email or post), and we will confirm your participation. No deposit is needed to confirm your place on a SpiceRoads tour.

You are advised to read our [Booking Conditions](#) in full before you make your payment and should you require further clarifications of any of the conditions below, please [email us](#) or call

our office.

TRIP STATUS

There is a minimum number of participants (usually 2) required to enable the trip to go ahead. Once the minimum number is reached, the trip status will change from 'Available' to 'Guaranteed to Depart'. Once a trip is guaranteed to depart you are free to book your flights and make other travel arrangements. If the trip status is 'Limited' will mean we have only a small number of spaces available for booking. If you are unsure about the trip status, please [email us](#) or call our office.

BOOKING ONLINE

From the tour page, click the 'Book Now' link. All departures for this tour will appear, just select the date you'd like to travel. For the next steps, you'll need to know the names of the people travelling. If you wish you can also provide extra details such as passport numbers, height (for bike hire), or you can add that later by logging into [Manage My Trip](#) (we'll set up an account for you automatically if you don't already have one). Our system will contact you from time to time to fill in the missing information, as it will be required before departure. However, if the trip that you are booking offers a child discount, you will have to fill out the date of birth of each rider (so we can calculate the appropriate discount).

If you are having any problems [please send us an email](#), or give us a call (+66 026 3295) and one of our travel specialists will assist you with your booking.

BOOKING OFFLINE

Just call us or send an email indicating which trip you want to join and we will happily send you a list of questions and process your booking for you.

DEPOSITS AND PAYMENTS

We do not require a deposit or full payment to book a place for you on a tour.

The balance of the tour's cost (final invoice) will need to be paid 60 days before the departure date with fees for any bicycle rental(s), single supplement(s) and extra hotel nights.

In the case where a booking is made when there are less than 60 days until the tour departure date, the tour's cost should be paid in full within 72 hours of receiving an invoice from SpiceRoads. Payment can be made by credit card using our online payment gateway or by bank transfer. When making payment online you will need to confirm that you have read these booking conditions during the "checkout" process, which equates to agreeing to the terms of services and stipulations as indicated in this document.

In all cases, tour fees need to be paid "in full" before participation in a tour. No person(s) will be allowed to join a tour without fully settling their invoice and receiving a confirmation number from SpiceRoads.

The exception can be made for last-minute miscellaneous fees that can be paid locally (visas, additional local hotel bookings, etc.) can be settled on the day of arrival.

FULL FLEXIBILITY FOR TOUR CANCELATIONS

If the tour is cancelled or postponed by SpiceRoads because we didn't make the trip numbers and the tour can't run, we will make a full cash refund (by bank transfer or on your credit card).

If the tour is cancelled for any other reason, including due to Covid related travel restrictions, we will give you a full credit (with no deductions for admin or any other small-print item) to use on any SpiceRoads tour with no time limit. (Exceptions being flights, special permits and other non-refundable items and these will be advised when booking the trip).

Before paying for your tour, you can cancel your booking with no charge and up until 40 days before departure, you can change your booking to another travel date or move your booking onto another SpiceRoads tour with no charges.

If you need to cancel after you have made full payment, please see our [cancellation policy](#).

Loyalty Riders Club

For those who have been on several long tours with us, we reward customer loyalty by offering repeat customers a special discount off the tour price (excludes single supplement and bike rental). If this is your fourth scheduled tour or more you will receive a 5% discount. If this is your eighth scheduled tour or more we will extend a 10% discount. The discount will be reflected in your online booking, but

please contact us if any questions. Loyalty discounts cannot be used in conjunction with any other offer. Note: Only tours of 7 days or more will be applicable for a loyalty discount.

International Flights

International flights, to and from the start and finish points are not included in the tour price. Once your tour is Guaranteed to Depart you can book your flight. Please contact us for advice before arranging flights for the best arrival and departure times. We would only cancel a trip for an extreme circumstance, but in that case, where we cancel your trip, we cannot be liable for losses incurred relating to any flight booking you have made. Please claim any losses from your [travel insurance](#) that you acquired when you booked your holiday.

Newsletter

Our adventure travel [e-newsletter](#) is full of travel news, trip information, interesting stories and contests. To avoid missing out on special offers and updates from SpiceRoads, be sure to subscribe.

CONTACT US

145 Soi Pridi Banomyong 14 (Mee Suwan 3)
Sukhumvit 71 Road, Phra Khanong Nuea, Watthana
Bangkok, Thailand 10110
Tel: +66 (0) 2 026 3295
Email: info@spiceroads.com
Website: www.spiceroads.com

FOLLOW US

-  twitter.com/spiceroads
-  youtube.com/user/spiceroads
-  instagram.com/spiceroads
-  facebook.com/SpiceRoad