

# SPICEROADS

CYCLING

[Destinations](#) [Styles](#) [Guaranteed Departures](#)

[Custom Tours](#) [Contact](#) [Blog](#)



## SPICEROADS

CYCLING



- [Home](#)
- [Styles](#)
- [Destinations](#)
- [Guaranteed Departures](#)
- [About](#)
- [Contact](#)
- [Blog](#)
- [My Trip](#)
- [Search](#)
  
- [Styles](#)
- [Touring](#)

- [Road](#)
- [Trails](#)
- [Gravel](#)
- [Epic](#)
- [Custom](#)

- [Destinations](#)
- [Southeast Europe](#)
- [Africa](#)
- [Latin America](#)
- [Central Europe](#)
- [South Asia](#)
- [Southeast Asia](#)
- [Central Asia](#)
- [South Europe](#)
- [East Asia](#)
- [North Europe](#)
- [West Asia](#)

- [Search](#)

[Search](#)

Destination, Style, Tour ID or

[Search](#)

## [Southeast Asia](#)

[Cambodia](#)[Indonesia](#)[Laos](#)[Malaysia](#)[Philippines](#)[Thailand](#)[Vietnam](#)

## [Central Asia](#)

[Kazakhstan](#)[Mongolia](#)

## [South Asia](#)

[Bhutan](#)[India](#)[Nepal](#)[Sri Lanka](#)

## [East Asia](#)

[China](#)[Japan](#)[South Korea](#)[Taiwan](#)

## [West Asia](#)

[Georgia](#)[Israel](#)[Jordan](#)[Türkiye](#)

## [South Europe](#)

[Italy](#)[Portugal](#)[Spain](#)[The Azores](#)

## [North Europe](#)

[Greenland](#)

## [Southeast Europe](#)

[Albania](#)[Bosnia & Herzegovina](#)[Bulgaria](#)[Croatia](#)[Greece](#)[Montenegro](#)[North Macedonia](#)[Romania](#)

## [Central Europe](#)

[Austria](#)[Czechia](#)[Hungary](#)[Poland](#)[Slovakia](#)

## [Africa](#)

[Madagascar](#)[Morocco](#)[Tanzania](#)[Uganda](#)

## [Latin America](#)

[Colombia](#)[Peru](#)[Multi Country](#)[Central Asia](#)[Central Europe](#)[South Europe](#)[Southeast Asia](#)[Southeast Europe](#)[West Asia](#)

## [Touring](#)

[Classic touring in mindblowing places](#)

## [Road](#)

[Push your body, feast your senses](#)

## [Trails](#)

[Jungles, rivers,  
mountains and more](#)

## [Gravel](#)

[Pioneering voyages  
on and off the roads](#)

## [Custom](#)

[Create your own  
unique tour](#)

Rider Favourite



[Overview](#)[Full Itinerary](#)[Tour Details](#)

[Print](#)[Factsheet](#)[Map](#)

[Book this tour](#)

Price from

US\$ 1,400

Duration

7 Days / 6 Nights

Distance

176 km

Difficulty

Sport? [Learn more about our trip difficulty ratings](#)

Tour Code

IDN-IBA

Next departure

10-May-2026

Number of Cycling Days

Average Distance Per Day: 35

0

150 Km

Average Climbing Per Day: 399

0

2,250 m

Total Cycling Distance 176 kilometres

Accommodation Included

Bike Hire Mountain Bike: US\$ 150

Single Supplement US\$ 340

Client Rating (based on 12 reviews)

## About this Cycle Tour

Bali has a reputation as one of the most spectacular island paradises in the world, where enduring spiritual traditions combine with awe-inspiring natural beauty for a sublime effect. With fast flowing rivers, deep canyons, crater lakes, and volcanoes dominating its interior landscape, Bali's contrasts offer surprises at every turn. The island's multitude of tracks and trails connect its remote villages and provide endless opportunities for adventure and fascinating glimpses of the Balinese way of life. Mountain biking enthusiasts will love everything Bali has to offer!

After landing in Denpasar, Bali's main urban centre, we will whisk you out to a nearby village where you unwind after your journey and hit the beach before the cycling begins. The next morning, we will head up to the slopes of Mount Batur, the gigantic volcano to the north. We ride across lava fields and explore the base of the volcanic cone. Our next ride takes us down the slopes and across a mountain pass between two other volcanoes, Abang and Agung. We emerge at a beach once more, this time on the eastern coast of Bali. The following day's ride is an exploration of mighty Mount Agung, including the ruins of a Hindu water palace. We spend the night at beautiful Candidasa Beach. Heading to the highlands once more, we ride from the slopes of Agung down to the famous spiritual and artistic centre of Ubud. After exploration of the town and a good night's sleep, embark on a loop ride out of the town and into the surrounding rice paddies and jungle ravines, coming across beautiful sculptures and temples among the groves. Celebrate with a final night dinner, and the next day, head back to Denpasar for your onward journey or more time at the seaside.

Join us on this 7-day mountain bike adventure amid the radiant beauty of Bali!

[Download factsheet](#)[Send inquiry](#)





[View Photos](#)

## Book Your Cycling Holiday

< Earlier

Select a date to see departur

Later >

Date

Availability

US\$ 1,400

Date10 May - 16 May 2026

AvailabilityAvailable

PriceUS\$ 1,400

[Book](#)

Date07 June - 13 June 2026

AvailabilityGuaranteed to Depart

PriceUS\$ 1,400

[Book](#)

Date05 July - 11 July 2026

AvailabilityGuaranteed to Depart

PriceUS\$ 1,400

[Book](#)

Date30 August - 05 September 2026

AvailabilityAvailable

PriceUS\$ 1,400

[Book](#)

Date09 May - 15 May 2027

AvailabilityAvailable

PriceUS\$ 1,400

[Book](#)

Date06 June - 12 June 2027

AvailabilityAvailable

PriceUS\$ 1,400

[Book](#)

Date04 July - 10 July 2027

AvailabilityAvailable

PriceUS\$ 1,400

[Book](#)

Date29 August - 04 September 2027

AvailabilityAvailable

PriceUS\$ 1,400

[Book](#)

[< Earlier](#)

[Later >](#)

## Additional Cost Details

Single Supplement:US\$ 340

Bike Hire:US\$ 150

Can't find a departure that works for you? Make any tour a [private tour](#) and depart on the day that's best for you.

## Itinerary

### Day 1

Transfer from the airport to the hotel in the coastal village of Sanur to rest after your flight..

### Day 2

We start at the rim of the Batur crater with Mt. Abang and Mt. Agung in the distance. Cycling on trails and easy single track to lunch, we continue to the volcano's base and ride on narrow sandy terrain before crossing a lava field.

### Day 3

We start again at Batur Crater's edge, heading to the east coast. After a downhill, we climb again for an exhilarating descent by dry river beds and through cashew nut plantations.

### Day 4

We cycle the flank of Mt. Agung on single track paths weaving to the ruins of a water palace at Jungutan. The afternoon ride is through some of the finest rice paddy scenery in Bali as we glide into Candidasa Beach.

### Day 5

The ride starts high on Mt. Agung and descends with views along the south coast. We weave through plantations and stone carving villages to Muncan before arriving in Ubud for the night.

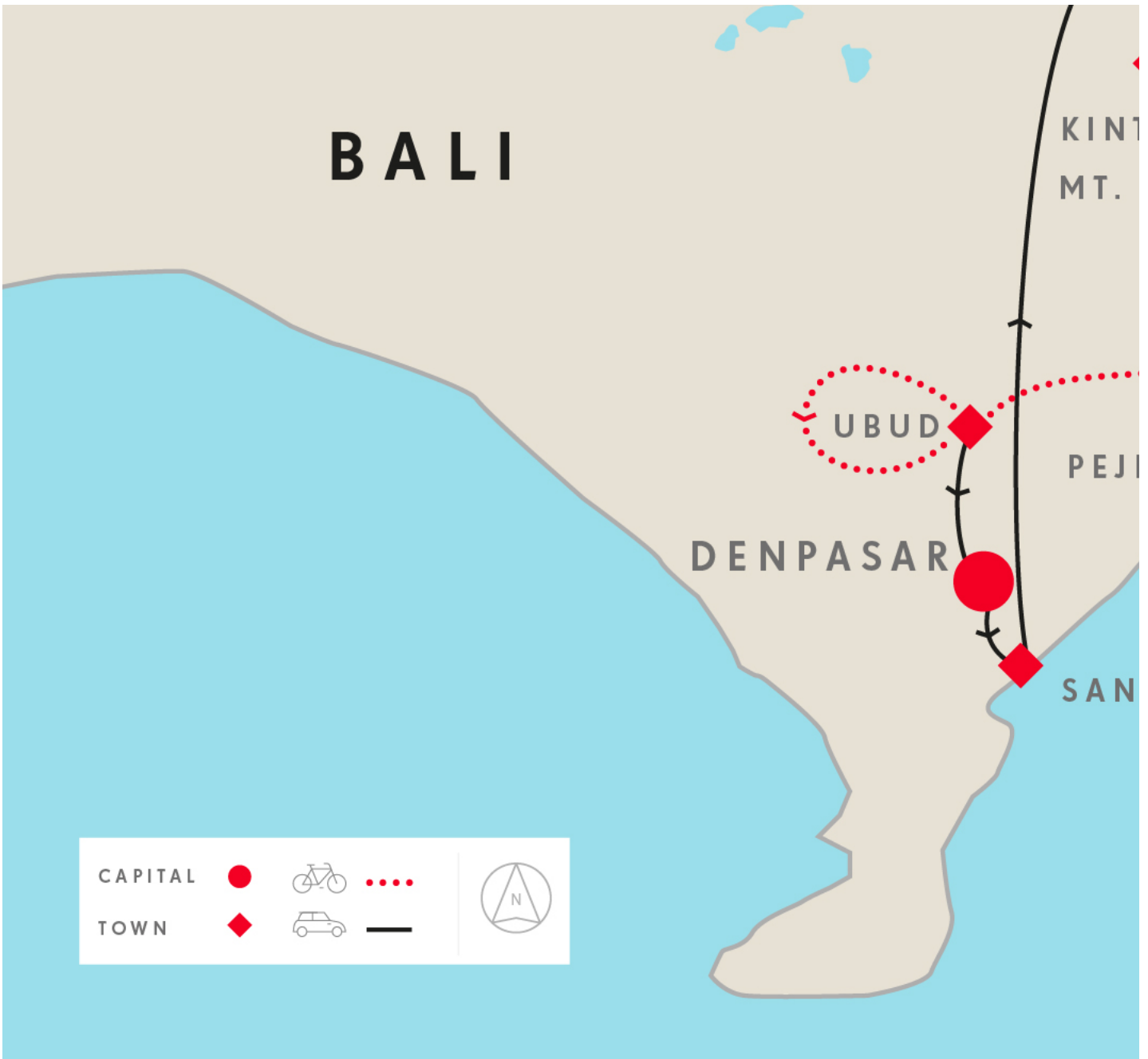
### Day 6

We explore lush rice paddies and off-road trails around Ubud by bike. The afternoon is free for exploration of the town, relaxing by the pool, or an optional rafting trip

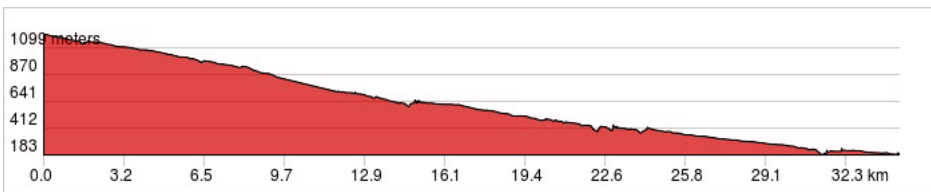
### Day 7

This is the last morning of the tour. You may wish to stay longer in Ubud. Otherwise, take our transfer to Kuta for extra time at the beach, or to the airport to catch your departing flight.





## Elevation Profiles



Day 2 - Batur Volcano Ride 35km. +233m / -1,249m.

[< Previous](#) [Next >](#)

## Reviews

It was a special privilege to be on this tour. The Balinese people are a delight to be with and coasting through the scenery from the mountain tops to rice paddies and the villages brought a real peace and joy to my soul.

Peter Farrelly September 2024

Loved the mixture of the ride in regard to the tracks and scenery. Guide had great knowledge of the local customs and country. Great way to see Bali

David Rae July 2024

This is a fantastic tour exploring the trails of Bali. Each days have some challenges and we cycled through great nature and some great views. The guide lead us through small villages, beautiful rice fields and through thick forest. A great trip with at lot of experiences i will treasure for a long time

Thore Thomassen July 2024

[Read More](#)

## Other suggestions for you

Loading Recommendations...

View more: [Trails](#)

Tours in: [Indonesia](#)

# SPICEROADS

## CYCLING



TRAILS


Bali Mountain Biking Adventure  
Tour Code IDN-IBA  
7Days

6Nights

 DestinationsIndonesia

 Tour MeetsSanur

Tour EndsUbud

 Fly in toNgurah Rai International Airport (DPS)

Fly out ofNgurah Rai International Airport (DPS)

 Group Size2-16 riders

Minimum Age18 (on scheduled departures)

## Activity Profile

5Cycling days

176kmTotal cycling distance

35kmAvg distance / day

399mAvg climbing / day

## Pricing

PriceUS\$ 1,400

Bike Hire (Mountain Bike)US\$ 150

Single SupplementUS\$ 340

## What's Included

- ✓ SpiceRoads jersey
- ✓ Water bottle
- ✓ Support vehicle
- ✓ Guide(s)
- ✓ Meals (as indicated)
- ✓ Airport pick up
- ✓ Airport drop off
- ✓ Accommodation
- ✓ Snacks and drinks

## What's Excluded

- ✗ International flights
- ✗ Visa fees
- ✗ Alcohol
- ✗ Tips

## Departures

10 May - 16 May 2026

07 June - 13 June 2026

05 July - 11 July 2026

30 August - 05 September 2026

09 May - 15 May 2027

06 June - 12 June 2027

04 July - 10 July 2027

29 August - 04 September 2027

## Trip Profile



We ride a total of 175 km in five cycling days, with an average gain of +399 m per day, and plenty of fun downhill to enjoy. The routes are designed to show you the various types of terrain and riding surfaces in Bali, including dirt, lava, gravel, sand, and tarmac, making for a challenging yet enjoyable experience. Daily climbing ranges from +200 m to +550 m, allowing for great views from remote lookout, making the most of the possibilities the mountain bike opens up. There is one section on Day 3 where it is not possible to have vehicle support, but for the most part, support is always close at hand at meeting points in case you decide to stop riding. Of course, your guide is always there to let you know what's ahead and ensure you have enough water and supplies.

Along the way, you will explore the cultural and natural heritage of Bali, with visits to temples, wildlife sanctuaries and other interesting spots that your local guide will know intimately. You will stay in resorts both in the mountains and at beautiful beaches, allowing you to relax at the end of each day and cool off in the swimming pools. This will be a diverse and fulfilling tour worthy of this dynamic and fascinating island!

**Suitability:** This trip is recommended for riders who enjoy and have some off-road experience, but you don't have to be an expert to get the best out of this trip. This tour is mainly on jeep trails and single track. The support vehicle cannot always follow but will meet the group at certain points along the trail. While the off-road riding is not that technical, some experience is highly recommended. We recommend practicing before the tour, preferably in warm weather, as temperatures can be quite high on Bali.



**Biking Conditions:** Though the rides are not exceptionally long, they present a challenge because of the slopes and rugged terrain. Flat land in Bali is almost nonexistent, so the experience is almost entirely off-road on a series of demanding surfaces, including forest trails, red mud hard-pack, volcanic sand, lava cobbles, gravel, and broken tarmac roads. There are sections of single-track in every ride, but no long rocky or rooty sections or big drops. As far as gradients are concerned, all the trails except one have an overall downhill element to them (in other words they finish at a lower altitude than the start). A few steep ascents and descents are also part of the program, but these are normally short and sharp.



CAPITAL	●		.....	
TOWN	◆		—	



## Day 1: Denpasar - Sanur

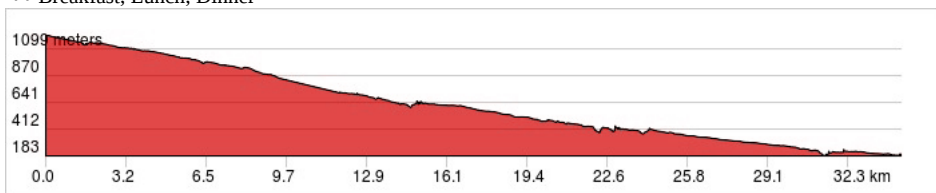
A SpiceRoads team member will pick you up from the Denpasar airport (Ngurah Rai International Airport) and you will transfer to your hotel on the east coast village of Sanur (around 1 hour). Once there, you can relax by the pool and prepare for the adventure ahead. We will meet up for a trip briefing and then head to a nearby restaurant for dinner.




 Sri Phala Hotel or similar  
 Dinner

## Day 2: Batur Volcano

We head up to Penulisan on the rim of the Mt. Batur crater for the start of our first ride, with spectacular views of the volcanic cone and, on a clear day, Mt. Abang and Mt. Agung in the distance. We take dirt roads and easy single track to the village of Pinggan, where we have a well-earned lunch. A short, sharp descent takes us to the base of the volcanic cone, and we spend the afternoon riding around the base of the volcano on narrow sandy trails. With the last part of the trail crossing a lava field, there is ample opportunity to get a close up of the volcano and the strange moon-like landscape that it creates.



 Pramana Zahill Kintamani or similar  
 Breakfast, Lunch, Dinner

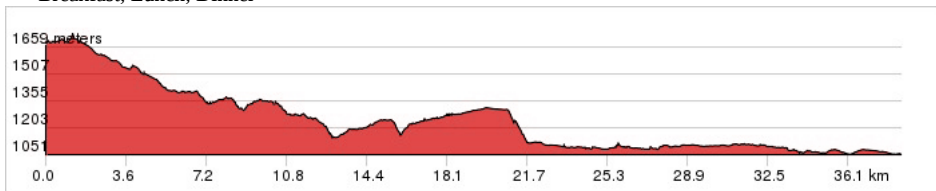





 Ride 35km  
 +233m  
 -1249m

## Day 3: Mt. Abang and Mt. Agung

This day is your chance to see what few have seen! First, we ride from Abang to the east coast starting at the edge of the Batur Crater. From there, you head downhill on jeep tracks for 8 km before turning east and climbing steadily through 10 km of pine forests to the top of a mountain pass between Mt. Abang and Mt. Agung. Lunch is served in this rarefied setting. Please be aware that this part of the island is extremely remote, and vehicle support will not be available for long stretches of the ride. The exhilarating descent to the east coast finds us cruising by dry river beds and through cashew nut plantations.



 Uyah Amed or similar  
 Breakfast, Lunch, Dinner

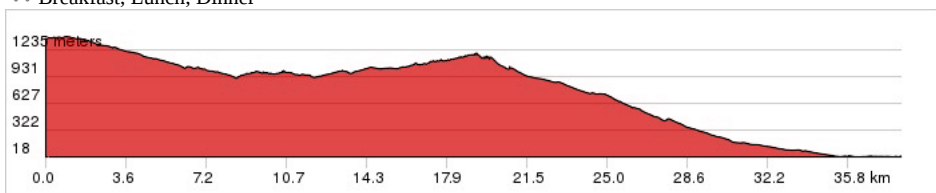


 Ride 35km  
 +580m  
 -1212m


## Day 4: Mt. Agung - Candidasa Beach

We weave our way around the side of Mt. Agung via a network of single track paths through shady coconut and bamboo groves. Pass through stone cutting and carving villages and rock quarries until you reach the ruins of a water palace at Jungutan. With incredible views over the rice paddies and a beautiful white beach (so bring along your swimming suit), we enjoy our packed lunch. The afternoon ride runs down through some of the finest rice paddy scenery in Bali ending on the stunning coastline near Candidasa Beach where a cool refreshing drink awaits.

 Rama Shinta Candidasa or similar  
 Breakfast, Lunch, Dinner



 Ride 35km  
 +480m

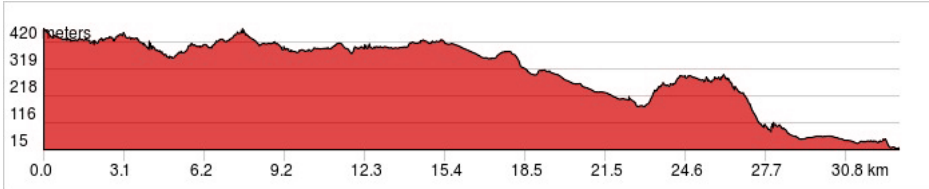
 -1820m


## Day 5: Candidasa Beach - Ubud


Today's ride starts high up on the slopes of Mt. Agung and descends along a tarmac ridge with spectacular views along the south coast. We enter a large Salak fruit growing area where we weave our way through plantations and stone carving villages until we reach Muncan, where we will have lunch and then transfer to Ubud. The late afternoon is free to stroll around this artistic and spiritual centre of the island. Dinner is on your own as there are many fine restaurants to choose from in this beautiful town.

 Anumana Hotel or similar

 Breakfast, Lunch



 Ride 35km


 +438m

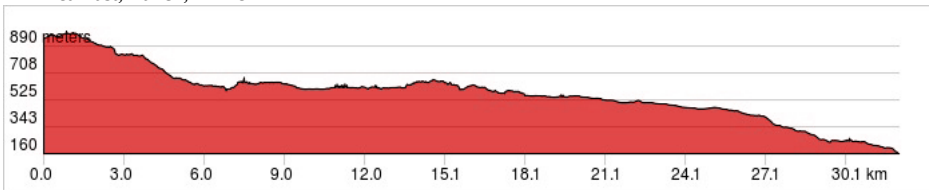
 -886m


## Day 6: Ubud Loop


In the morning, we explore the serene rice paddies and off-road trails around Ubud. We stop for a local lunch and return to town in time for a walk in town, an optional rafting trip, or to relax by the pool. Rafting is an extra charge; please just let the guide know the day before. This evening, we will meet up for a final night dinner in town.


 Anumana Hotel or similar

 Breakfast, Lunch, Dinner



 Ride 30km

 +265m

 -1048m

## Day 7: Ubud - Departure

This morning, we say our goodbyes. You may wish to stay longer in Ubud. Otherwise, you can take our transfer to Kuta for more time at the beach, or to the airport for departing flights.

Disclaimer: The adventure cycling tours we operate often go beyond the beaten track, and the countries where we ride are not always predictable. Due to these reasons it is occasionally necessary to reroute or update itineraries. Our guarantee is that we will not change a trip unless for safety or to improve it. Our listed hotels are always accurate at the time of writing, but should we have to change any hotel, it will always be for a similar or better one.

## Nuts & Bolts

### Bikes

Because some people can't imagine going on a trip without their own beloved bicycle, we do not provide them as part of this tour. However, you can hire bikes locally for the price listed in the tour pricing section.

If you bring your own bike, please make sure it is a mountain bike, preferably with front suspension, in good mechanical order.

### Bike Repairs

Basic spares and tools are carried by the guide and on the support vehicle, though we cannot guarantee having spares for every conceivable problem. Carrying a basic tool kit, a spare tube and a pump while riding is recommended.

### Safety

Wearing a helmet is required on all our biking adventures and is non negotiable. If you do not wear a helmet you will not be allowed to cycle. Your tour leader is trained in first aid and emergency rescue, but to a large degree you must be responsible for your own safety while riding. It is therefore compulsory that you take out travel insurance that will cover you for a mountain biking tour.

### Guides

You will be led by a local English-speaking guide and if the group is 9 people or more we will add another guide to the tour. All our guides are well informed in the history, culture and religions of the area where you are biking and are skilled at passing that knowledge on to you. Your guide is also medically trained and an experienced cyclist, able to handle most minor repairs en route.

## The Nitty Gritty

### Passports and Visas

#### Visa On Arrival and Online Visas

Citizens of 80+ countries can enter Indonesia with a Visa-on-Arrival (VoA) which grants single-entry for up to 30 days. To be eligible for a visa-on-arrival you must meet the following criteria:

- Hold a passport from the countries approved for visa-on-arrival. Please see the full list [here](#).
- Your Passport must be valid for 6 months since date of entry.
- You must have a return or onward ticket (which indicates the date of departure from Indonesia).
- You must pay a Visa-on-Arrival Fee of 500,000 IDR (around 35 USD).

Visa-on-Arrival can be procured upon arrival in Indonesia but if you would like to save time then you can apply for and receive your visa by doing it online ahead of your departure. [Here](#) is the official website to do so. **We suggest doing this as you will save time on arrival.**

[Here](#) is a useful link that summarizes the information on visas to Indonesia.

#### All Indonesia Digital Arrival Card

All international passengers travelling to Indonesia will be required to complete the All Indonesia application before departure (from 3 days prior up to the day of departure) in their country of origin.

1. Guests should register on the [official website](#) or via the app available on Google Play & App Store.
2. Select "Status": Choose 'Foreign Visitor (WNA)' to begin the process.
3. Complete traveller information: Fill in the form with personal details (full name, date of birth and nationality) and travel information (date of arrival, destination and flight number).
4. Provide travel details: Select mode of transport and provide the address of the first hotel in Indonesia.
5. Declare health and customs information: Answer a few questions for the health and customs declaration.
6. Review and confirm: Ensure all the information provided is accurate and submit the form.
7. Receive QR code: Upon successful submission, a QR code will be generated. This code should be downloaded and saved (a screenshot is recommended) to be presented to immigration officers upon arrival.

Please note that this arrival card is not for the Visa on Arrival or the Bali Tourist Tax; those remain separate processes.

#### Bali Tourism Levy

In Bali, payment of a tourism levy is required before entry. Once paid online, a voucher will be sent to you by email for you to present on arrival in Bali. [Official website for tourism levy information and payment.](#)

### Health

Recommended vaccinations include typhoid, polio, tetanus and Hepatitis A. A certificate for Yellow Fever is required if arriving from an infected area within the prior six days. The more remote areas may be considered malarial areas. Please check with your doctor prior to departure for the most recent information.

### Weather

Indonesia is a vast archipelago affected by a series of weather patterns, and depending on which island you are on, the weather can be hot and wet or hot and dry. Indonesia's monsoonal climate usually means short heavy downpours rather than all-day, never-ending rain.

Located 8 degrees south of the equator, Bali is home to a tropical climate with constant temperatures during the day ranging from 28 C to 30 C at sea level, although the humidity varies throughout the year. It is highest during the rainy season which is from December to March and gradually reduces to its lowest level from May to September, when a beautiful dry cooling breeze blows across from Australia.

Lombok also has a tropical climate similar to Bali's, with the only variation being the rainy season starting earlier, and is from October to April.

Sulawesi has a warm tropical climate with wet and dry seasons lasting approximately six months each. The dry season is from April to October and the wet season is from November to May. Sulawesi enjoys year-round temperatures averaging at least 30 C.

### Food

Meals are included as per the itinerary where B = breakfast, L = lunch, D = dinner. Most meals are local Indonesian dishes and feature noodles, rice, curries, and soups. Any special dietary requirements can also be catered for as well. Please let us know at the time of booking.

### Drink

Keeping you completely hydrated is a job we take very seriously. Cold water, some energy-restoring local fruit and soft drinks are included in the tour price. We are riding in a Muslim country and though beer is available, it might not be served in some restaurants. If you choose to purchase some beer please note it is NOT included in the price.

### Solo Travelers

SpiceRoads does not require you to pay a surcharge for traveling alone. We will arrange for you to share accommodation with another traveler of the same gender and if we can not match you up we will provide a single room at no extra charge. If you prefer not to share a single supplement is payable to guarantee your own room. The cost of the single supplement is listed above.

### Extra Expenses

We recommend that you tuck away a few extra dollars, perhaps US\$10, for incidentals. It is customary to tip local tour guides and drivers, however, the amount you give should be dependent on the level of service you receive. As a general guide we suggest US\$3-4 per person per day is appropriate.

### Money

The official currency in Indonesia is the rupiah (Rp). Foreign currencies are not generally accepted. ATMs are widely available in cities and towns and touristy places have lots of moneychangers as well as banks. Banks usually have better exchange rates, though moneychangers may offer the best rates for cash. Credit cards can be used for larger purchases, in international hotels.

## General booking info

If this is the tour for you here's what you need to do to confirm your place:

### FLEXIBLE BOOKING CONDITIONS

Booking a SpiceRoads cycling adventure is easy and we try to do everything possible to make sure you have full flexibility and peace of mind. We do not require a deposit to hold your place on a tour and once full payment has been made your money is protected in our client account and you have the flexibility to cancel or change your booking if needed.

### CONFIRMING YOUR BOOKING

Just complete our online booking form or send your booking details offline (email or post), and we will confirm your participation. No deposit is needed to confirm your place on a SpiceRoads tour.

You are advised to read our [Booking Conditions](#) in full before you make your payment and should you require further clarifications of any of the conditions below, please [email us](#) or call our office.

### TRIP STATUS

There is a minimum number of participants (usually 2) required to enable the trip to go ahead. Once the minimum number is reached, the trip status will change from 'Available' to 'Guaranteed to Depart'. Once a trip is guaranteed to depart you are free to book your flights and make other travel arrangements. If the trip status is 'Limited' will mean we have only a small number of spaces available for booking. If you are unsure about the trip status, please [email us](#) or call our office.

### BOOKING ONLINE

From the tour page, click the 'Book Now' link. All departures for this tour will appear, just select the date you'd like to travel. For the next steps, you'll need to know the names of the people travelling. If you wish you can also provide extra details such as passport numbers, height (for bike hire), or you can add that later by logging into [Manage My Trip](#) (we'll set up an account for you automatically if you don't already have one). Our system will contact you from time to time to fill in the missing information, as it will be required before departure. However, if the trip that you are booking offers a child discount, you will have to fill out the date of birth of each rider (so we can calculate the appropriate discount).

If you are having any problems [please send us an email](#), or give us a call (+66 026 3295) and one of our travel specialists will assist you with your booking.

### BOOKING OFFLINE

Just call us or send an email indicating which trip you want to join and we will happily send you a list of questions and process your booking for you.

### DEPOSITS AND PAYMENTS

We do not require a deposit or full payment to book a place for you on a tour.

The balance of the tour's cost (final invoice) will need to be paid 60 days before the departure date with fees for any bicycle rental(s), single supplement(s) and extra hotel nights.

In the case where a booking is made when there are less than 60 days until the tour departure date, the tour's cost should be paid in full within 72 hours of receiving an invoice from SpiceRoads. Payment can be made by credit card using our online payment gateway or by bank transfer. When making payment online you will need to confirm that you have read these booking conditions during the "checkout" process, which equates to agreeing to the terms of services and stipulations as indicated in this document.

In all cases, tour fees need to be paid "in full" before participation in a tour. No person(s) will be allowed to join a tour without fully settling their invoice and receiving a confirmation number from SpiceRoads.

The exception can be made for last-minute miscellaneous fees that can be paid locally (visas, additional local hotel bookings, etc.) can be settled on the day of arrival.

### FULL FLEXIBILITY FOR TOUR CANCELATIONS

If the tour is cancelled or postponed by SpiceRoads because we didn't make the trip numbers and the tour can't run, we will make a full cash refund (by bank transfer or on your credit card).

If the tour is cancelled for any other reason, including due to Covid related travel restrictions, we will give you a full credit (with no deductions for admin or any other small-print item) to use on any SpiceRoads tour with no time limit. (Exceptions being flights, special permits and other non-refundable items and these will be advised when booking the trip).

Before paying for your tour, you can cancel your booking with no charge and up until 40 days before departure, you can change your booking to another travel date or move your booking onto another SpiceRoads tour with no charges.

If you need to cancel after you have made full payment, please see our [cancellation policy](#).

### Loyalty Riders Club

For those who have been on several long tours with us, we reward customer loyalty by offering repeat customers a special discount off the tour price (excludes single supplement and bike rental). If this is your fourth scheduled tour or more you will receive a 5% discount. If this is your eighth scheduled tour or more we will extend a 10% discount. The discount will be reflected in your online booking, but please contact us if any questions. Loyalty discounts cannot be used in conjunction with any other offer. Note: Only tours of 7 days or more will be applicable for a loyalty discount.

### International Flights

International flights, to and from the start and finish points are not included in the tour price. Once your tour is Guaranteed to Depart you can book your flight. Please contact us for advice before arranging flights for the best arrival and departure times. We would only cancel a trip for an extreme circumstance, but in that case, where

we cancel your trip, we cannot be liable for losses incurred relating to any flight booking you have made. Please claim any losses from your [travel insurance](#) that you acquired when you booked your holiday.

## Newsletter

Our adventure travel [e-newsletter](#) is full of travel news, trip information, interesting stories and contests. To avoid missing out on special offers and updates from SpiceRoads, be sure to subscribe.

## Contact Us

145 Soi Pridi Banomyong 14 (Mee Suwan 3)  
Sukhumvit 71 Road, Phra Khanong Nuea, Watthana  
Bangkok, Thailand 10110  
Tel: +66 (0) 2 026 3295  
Email: [info@spiceroads.com](mailto:info@spiceroads.com)  
Website: [www.spiceroads.com](http://www.spiceroads.com)

## Follow Us



[twitter.com/spiceroads](https://twitter.com/spiceroads)



[youtube.com/user/spiceroads](https://youtube.com/user/spiceroads)



[instagram.com/spiceroads](https://instagram.com/spiceroads)



[facebook.com/SpiceRoad](https://facebook.com/SpiceRoad)

## About us

[Our Story](#) [About our Tours](#)

## Travel with Us

[Our Bikes](#) [Custom tours](#) [How to Book](#) [Manage My Trip](#)

## More SpiceRoads

[In the Media](#) [Blog](#) [Apparel Shop](#) [Privacy Policy](#)

## Contact Us

[General Inquiries](#) [Careers](#) [Agent Portal](#)

## Subscribe to Our Newsletter

[Sign up Now](#)

T.T.T. Tour Operator No. 14/02179 ATTA: 02354 [Privacy Policy](#)