

SPICE ROADS





CYCLING



DEAD SEA CIRCUIT BY ROAD BIKE

Tour Code
MCT-DSC

14 DAYS
13 NIGHTS

	Destinations	Israel, Jordan
	Tour Meets Tour Ends	Jerusalem Jerusalem
	Fly in to Fly out of	Ben Gurion International Airport Ben Gurion International Airport
	Group Size Minimum Age	4-16 riders 18 (on scheduled departures)

ACTIVITY PROFILE



10 Cycling days	733 _{km} Total cycling distance
73 _{km} Avg distance / day	834 _m Avg climbing / day

PRICING



Price	On request
Bike Hire	N/A
Single Supplement	N/A

WHAT'S INCLUDED

- ✓ SpiceRoads jersey
- ✓ Water bottle
- ✓ Support vehicle
- ✓ Guide(s)
- ✓ Meals (as indicated)
- ✓ Accommodation
- ✓ Snacks and drinks

WHAT'S EXCLUDED

- ✗ International flights
- ✗ Domestic flights
- ✗ Airport pick up
- ✗ Airport drop off
- ✗ Visa fees
- ✗ Alcohol
- ✗ Tips

DEPARTURES



There are no scheduled departures for this trip at the moment. Please contact us to arrange a private departure.

TRIP PROFILE

You will cycle a total of 733 km on paved roads in 10 cycling days. We ride through endless stretches of arid deserts, skirt the shores of the Dead Sea, and pass canyons, erosion craters, and towering massifs. There is plenty of climbing to keep our legs busy, especially Israel's Scorpion Ascend in the Negev, though equally as prominent are swift and thrilling downhill sections. The riding is complemented with plenty of off-saddle exploration, including no less than 3 UNESCO World Heritage Sites (Masada Fortress, Petra, and Wadi Rum)!

Your guide's expert knowledge of the area and terrain means that you always know what is coming up in terms of distance and difficulty. This makes a tremendous difference, as does the constant supply of water and refreshments along the way.

Suitability: This tour can be enjoyed by anyone comfortable on a road bike and in reasonably good physical condition. Daily distances are manageable, averaging 73 km - some days more when the terrain is flat/undulating and some days less when there is more climbing or off-saddle experiences to complement the cycling. Downhill sections are thrilling though having good handling skills is an asset to navigate twists and turns. The fitter you are the more you will enjoy the trip, though less experienced riders looking for a challenge are more than welcome to join. A support vehicle is following close by at all times to provide refuge for weary riders.

Biking Conditions: The roads are all tarmac and, for the most part, in good condition. In more remote areas, potholes or loose desert debris can affect road surfaces requiring more careful navigation. Some traffic can be expected close to towns and popular destinations, but mostly we will enjoy quiet roads with scenic views over the rugged landscapes of Israel and Jordan.



Day 1 Jerusalem Arrival

Welcome to Jerusalem, the 'Holy City', where the intertwined histories of Judaism, Christianity, and Islam converge to create a storied, spiritually charged, and diverse urban landscape. We meet at our tour hotel in the afternoon for a bike fitting, trip briefing and welcome dinner. Airport transfers are not included but can be arranged at additional cost.



YMCA Three Arches Hotel



Dinner

Day 2 Jerusalem - Ein Bokek

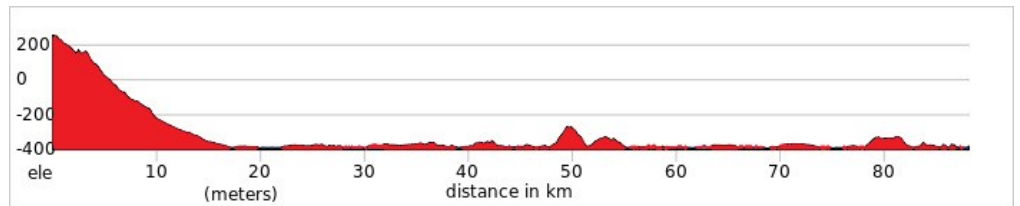
We transfer out of Jerusalem by vehicle to avoid the busy traffic. We begin riding from the Good Samaritan Museum, an Ottoman era traveler's Inn converted into a historical learning center. Almost immediately we start whizzing downhill, flanked on either side by the barren, rocky outcrops that sprawl across the Judean Desert. Within the first 20 km of the ride we are cycling to depths of 400 meters below sea level as we reach the northern shore of the Dead Sea. This is the lowest point on the earth's land surface - let that sink in (quite literally!) as we continue riding along the Dead Sea's scenic western shoreline, with sweeping views over the calm waters. Our ride ends in the coastal resort town of Ein Bokek where we highly recommend you go out for a serene float in the Dead Sea's buoyant waters and indulge in a mud spa.



Oasis Spa Club Hotel



Breakfast, Lunch, Dinner



Ride 88km



+641m



-1276m

Day 3 Ein Bokek - Masada - Hatzeva

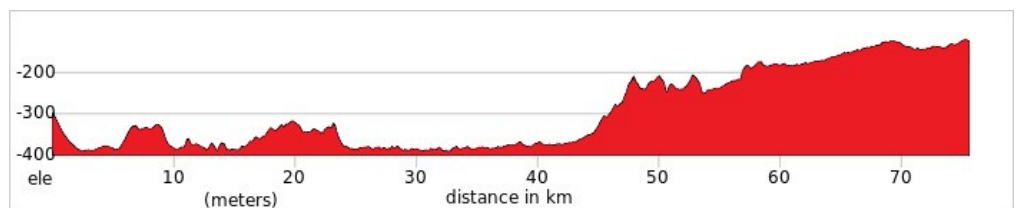
We begin the day with an off-saddle exploration of Masada Fortress, a UNESCO World Heritage Site and one of Israel's top attractions. This ancient fortification, perched atop a cliff overlooking the Dead Sea, has a setting as dramatic as the events that took place here when the Romans laid siege to Masada in the first century. We reach the top via cable car and, after coming back down again, begin today's ride. The first 45 km lead us to the southern edge of the Dead Sea from where we veer into the Arava Desert, surrounded by an endless expanse of sun-scorched terrain, punctuated by the occasional resilient desert flora. As we are now ascending from the lowest point on the earth's land surface, we have got some climbing to do! We end the ride in Hatzeva, a cooperative agricultural community showcasing how Israelis have tamed the unforgiving desert to grow food. In the afternoon we can go for a leisurely walk along the "Peace Trail", a nature trail along the Israeli-Jordanian border.



Hatzeva Field School



Breakfast, Lunch, Dinner



Ride 76km



+780m



-603m

Day 4 Hatzeva - Yeruham

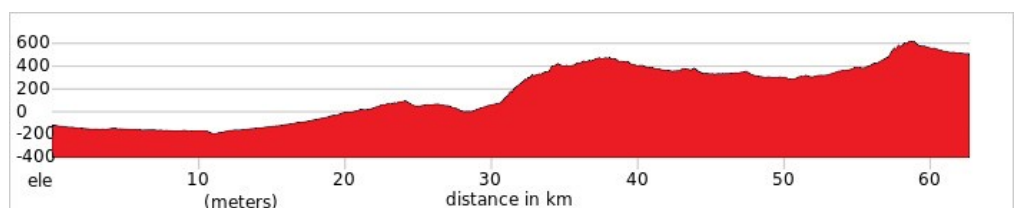
Get ready for a day of sustained climbing as we conquer the Scorpion's Ascent, which connects the Arava valley with the highlands of the Central Negev desert. This precipitous series of hairpin bends has been in use for millenia, from spice route trade caravans to Roman legionnaires and British colonial expeditions. Nowadays the road is paved, which is good news for us cyclists looking for a challenge! The twisting climbs won't be easy but well worth the effort with stunning views over the silent, desert landscape. Once we've reached the top, we'll cycle through desert highlands towards Makhtesh Gadol, a massive, circular erosion crater with steep, rugged walls. Our ride ends nearby in the sleepy town of Yeruham where we spend the night.



Desert Iris Hotel



Breakfast, Lunch, Dinner



Ride 63km



+1243m



-611m

Day 5 Yeruham - Mitzpe Ramon

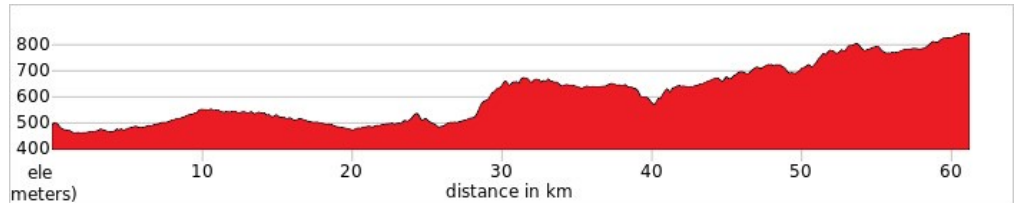
Today's ride takes us through the vast expanse of the Negev Desert with plenty of climbing to keep our legs busy. Ensnared in the stark beauty of the Negev we cycle south, along the way passing by Sde Boker, a kibbutz (a settlers cooperative) best known as the retirement home of Israel's first Prime Minister David Ben Gurion. We then skirt along the rim of the Makhtesh Ramon, the world's largest erosion crater and a truly spectacular sight to behold. Overlooking the crater is the town of Mitzpe Ramon where we end our ride and spend the night. Take a wander through the town's Spice Route Quarter, a Bohemian hive of galleries, boutiques, bakeries and eateries. With plenty of restaurants to choose from, dinner is on your own tonight.



Ramon Suites



Breakfast, Lunch



Ride 61km



+862m



-518m

Day 6 Mitzpe Ramon - Kibbutz Ketura

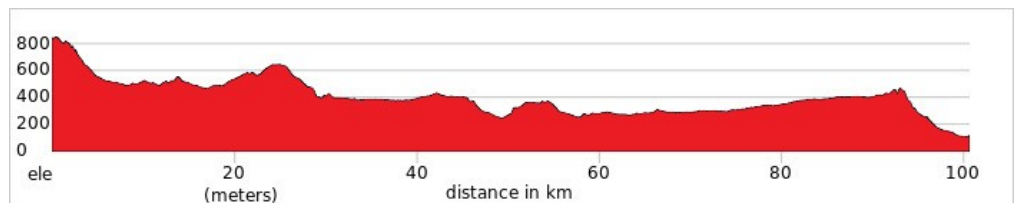
Today has us descending back down from the highlands of the Negev into the Arava Valley. We begin by cycling along more of Maktesh Ramon's rim, getting a fuller view of the crater's diverse rock forms with their fantastic red and yellow hues. The remainder of the ride is a steady traverse across the arid wilderness, ultimately leading to the green oasis of Kibbutz Ketura. Nestled in the heart of the Arava Valley, this kibbutz is a thriving collective community known for its commitment to agriculture, sustainability, and environmental research. There is even a microbrewery, and if you are interested you can enjoy a beer tasting with these pioneering desert brewers (at additional cost to be paid on the spot).



Kibbutz Ketura Guest House



Breakfast, Lunch, Dinner



Ride 101km



+936m



-1666m

Day 7 Kibbutz Ketura - Aqaba

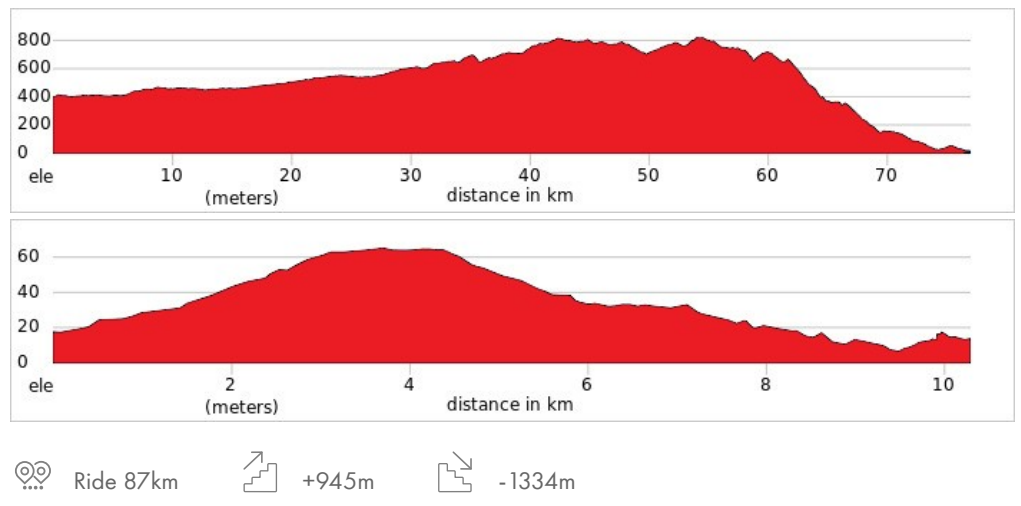
We ride to the southern tip of Israel, a small wedge of land bordered by Egypt to the west and Jordan to the east. After a short vehicle transfer to the starting point, we initially ride through the flat desert for around 25 km, after which the climbs start to pick up as we head into more mountainous terrain. Scenic views over the area's distinctive red-colored canyons abound and we say goodbye to Israel with a thrilling 10 km descent into the border town of Eilat. We'll cross the border and, on the other side, the Jordanian team will welcome us. We ride an easy 10 km into Aqaba, Jordan's only coastal city, located on the northern shores of the Gulf of Aqaba which connects to the Red Sea. We enjoy a Jordanian welcome dinner.



Bratus Hotel



Breakfast, Lunch, Dinner



Day 8 Aqaba Free Day

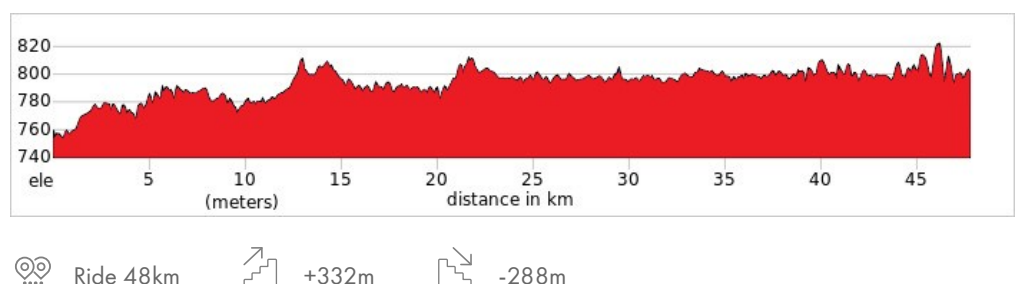
A well deserved free day in Aqaba, Jordan's window to the Red Sea. Explore the downtown markets and head down to the beach to swim, snorkel or even scuba dive to admire the multi-colored coral reefs and sea life under the clear blue waters. Lunch is on your own today.

Bratus Hotel Breakfast, Dinner

Day 9 Aqaba - Wadi Rum

With our legs rested from the previous day, we embark north from Aqaba to discover Wadi Rum, often dubbed the "Valley of the Moon". This surreal landscape of colossal sandstone and granite massifs jutting majestically out of the desert floor provide a truly otherworldly backdrop to today's ride. After a short vehicle transfer from Aqaba we arrive at the northern edge of Wadi Rum, where we saddle up and cycle as far as the paved road takes us before fading into the sand! The going is not too tough, enabling us to fully appreciate the splendor of the red-hued cliffs amidst the vast, golden desert plains. We hop in the vehicle for a short transfer to a unique and comfortable desert camp where we'll spend the night. While the camp is modern, we'll witness the lifestyle of the nomadic Bedouin who have been traversing these lands for millennia. In the afternoon, we trade our bikes for a 4x4 jeep, taking us deep into the UNESCO World Heritage listed valley as we rip across sand dunes and gorges. We return to our camp for a good night's rest under the stars.

SunCity Camp Breakfast, Lunch, Dinner



Day 10 Wadi Rum - Wadi Araba - Petra

We begin with a one hour transfer to the desert plateau of western Jordan. Though we are at elevations of 1,500 above sea level the riding for the first 60 km is mostly flat with some gentle gradients. We cycle across this vast, barren land, passing through occasional villages and towns where we are sure to get the attention of curious local onlookers! We will be riding on a section of the so-called "King's Highway", a historic route that spanned much of the Middle East, bearing the memories of Nabatean trade caravans, Mecca-bound Muslim pilgrims and crusaders on their quest to conquer the Holy Land. After 60 km we break for lunch and then have a long and fantastic downhill blitz to the valley floor of Wadi Araba. There's some steep curves to navigate so we'll go at a methodical pace, enjoying the breeze and the expansive views. After the ride's end we hop in the vehicle and transfer around 1.5 hours back along the same road we

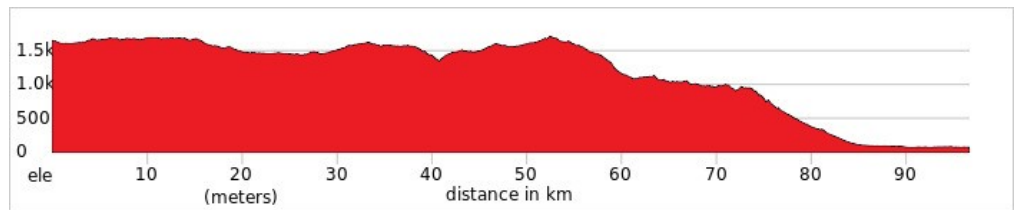
just came darting down. We arrive at our accommodation near Petra, Jordan's crown jewel, which we explore the following day.



Little Petra Bedouin Camp



Breakfast, Lunch, Dinner



Ride 97km



+1331m



-2905m

Day 11 Petra Exploration

Today is off the bikes as we explore Petra. This ancient city, a UNESCO World Heritage Site, is a marvel of rock-cut architecture built by the Nabataean civilization more than 2,000 years ago. It's unique location, hidden within narrow sandstone canyons, provided natural protection and contributed to its flourishing as a wealthy and culturally diverse city. In the morning, with our guide at the helm, we enter through a narrow gorge flanked by towering cliffs and discover Petra's iconic treasury, tombs, theaters, temples and colonnaded streets. After lunch, you can continue to discover more of the ancient city on your own - options include ascending to the "Monastery" for stunning views across the Jordan Valley, taking the scenic back road to the High Place of Sacrifice, or climbing Jabal Khubtha for a unique perspective on the iconic Treasury below. We end the day with a three hour transfer to Madaba, "The City of Mosaics", from where we will continue cycling the next day. .



Aitch Boutique Hotel Madaba



Breakfast, Lunch, Dinner

Day 12 Madaba - Mount Nebo - Dead Sea

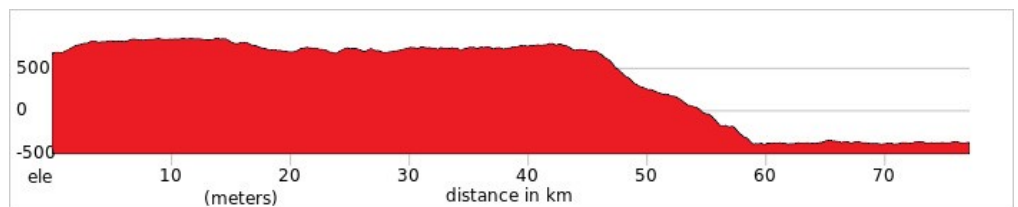
We begin with a short transfer from Madaba to the holy Mount Nebo, the place where Moses is believed to have beheld the Promised Land before his passing. Here, we'll bask in the sweeping views, reaching far into neighboring Israel, and explore the hallowed grounds. Among its treasures lie the remains of an early Christian church adorned with intricate mosaic floors depicting biblical narratives. We then set off on our bikes to reach our old, salty, friend, the Dead Sea! It is an undulating ride across the fertile Madaba plain where we'll encounter olive groves and wheat fields. After around 45 km, we enjoy a serpentine downhill to the eastern shores of the Dead Sea and skirt along the coast-hugging road to our resort for the night. Feel free to enjoy another float and mud bath to celebrate our return to the world's saltiest lake!



Holiday Inn Resort Dead Sea



Breakfast, Lunch, Dinner



Ride 77km



+894m



-1949m

Day 13 Dead Sea - Jericho - Jerusalem

We bid farewell to Jordan with a leisurely morning ride through the desert and farmlands north of the Dead Sea. Upon reaching the Allenby/King Hussein Border, we cross back into Israel and ride 13 km to the ancient Palestinian city of Jericho, one of the world's oldest continuously inhabited urban centers. From the legendary Walls of Jericho to the mosaic-adorned Hisham's Palace, the city is steeped in rich history. We'll do some exploring and enjoy lunch in the lively

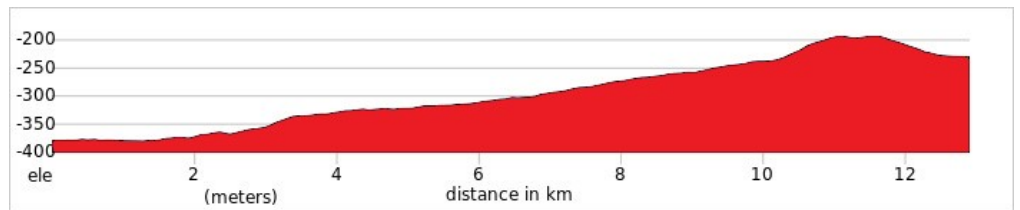
town center before transferring to Jerusalem. We'll check into our hotel and reconvene in the evening for a farewell dinner.



YMCA Three Arches Hotel



Breakfast, Lunch, Dinner



Ride 35km



+377m



-127m

Day 14 Jerusalem Departure

Enjoy breakfast at the hotel and feel free to stay until check-out time. Depending on your plans, head to the airport for your onward flight or continue your stay in Israel. Airport transfers are not included, but can be arranged at additional cost.



Breakfast

Disclaimer: The adventure cycling tours we operate often go beyond the beaten track, and the countries where we ride are not always predictable. Due to these reasons, it is occasionally necessary to reroute or update itineraries. Our guarantee is that we will not change a trip unless for safety or to improve it. Our listed hotels are always accurate at the time of writing, but should we have to change any hotel, it will always be for a similar or better one.

NUTS & BOLTS

Bikes

Because some people can't imagine going on a trip without their own beloved bicycle, we do not provide them as part of this tour. However, you can hire bikes locally for the price listed in the tour pricing section.

If you bring your own roadbike, please make sure it is in good mechanical order.

Bike Repairs

Basic spares and tools are carried by the guide and on the support vehicle, though we cannot guarantee having spares for every conceivable problem. Carrying a basic tool kit, a spare tube and a pump while riding is recommended.

Safety

Wearing a helmet is required on all our biking adventures and is non negotiable. If you do not wear a helmet you will not be allowed to cycle. Your tour leader is trained in first aid and emergency rescue, but to a large degree you must be responsible for your own safety while riding. It is therefore compulsory that you take out travel insurance that will cover you for a mountain biking tour.

Guides

You will be led by a local English-speaking guide and if the group is 9 people or more we will add another guide to the tour. All our guides are well informed in the history, culture and religions

of the area where you are biking and are skilled at passing that knowledge on to you. Your guide is also medically trained and an experienced cyclist, able to handle most minor repairs en route.

THE NITTY GRITTY

JORDAN

Passports and Visas

A passport with a validity of at least six months and a visa are required for entry into Jordan. **We require all clients to purchase the [Jordan Wanderer Pass](#) online prior to arrival.** This pass includes your visa-on-arrival fee and entrance to 40 attractions, including Petra. The Jordan Wanderer Pass can be purchased [here](#) for around USD 100. Make sure to get your pass well in advance and please print it out to show at immigration (you'll also need to show it at the attractions).

Note: On our "Dead Sea Circuit" tour, we cross the border into Israel. There is a departure tax of 10 Jordanian Dinar (around 15 USD). This cost is not included in the tour price and you are responsible to have the cash with you and make payment to the border officials. Prices are subject to change with no prior notice.

Health

No vaccinations are needed.

Weather

The optimal months to visit Jordan is March – May, and Sept- Nov when the temperature is comfortably warm, not scorching. The heat will hit in summer from June – September, when temperatures can rise up to 40 C, and lots of water and sun cream is a must! However, it's dry heat rather than humid. December – February is winter time; snow and rain can be found throughout the country along with short days and freezing nights. It is also regarded as a quiet time for visiting.

Food

Meals are included as per the itinerary where B = breakfast, L = lunch, D = dinner. Middle Eastern cuisine is a highlight of this tour in both Israel and Jordan. Popular everyday snacks include hummus, falafel, baba ghanoush, tabbouleh, olives and pita bread. Israel continues to adapt, elements of various styles, but also incorporating local agricultural products such as avocado. As Jordan is one of the largest producers of olives in the world, olive oil is the main cooking oil. Jordanian cuisine ranges from baking, sauteeing and grilling of meats to stuffing of vegetables – leaves and eggplants. Also common is roasting or preparing foods with special sauces. In Southern Jordan a specialty and delicacy of the area that you will get to enjoy is the Zarbs, which is prepared in a submerged oven called a taboon.

Drink

Keeping you completely hydrated is a job we take very seriously, especially in a desert environment. Cold water, some energy-restoring soft drinks are included in the tour price while riding. Soft drinks and other beverages during meals are not included. But you may also want to bring electrolyte in powder or tablet form. Alcoholic drinks are available in Israel everywhere but only in hotels in Jordan. Alcohol is NOT included in the tour price.

Solo Travelers

SpiceRoads does not require you to pay a surcharge for traveling alone. We will arrange for you to share accommodation with another traveler of the same gender and if we can not match you up we will provide a single room at no extra charge. If you prefer not to share a single supplement is payable to guarantee your own room. The cost of the single supplement is listed above.

Extra Expenses

We recommend that you tuck away a few extra liras for possible incidentals that might arise. It is always wise to have some paper currency in case of ATM absence or credit card problems. This will save you a lot of unnecessary worries. It is also customary to tip local tour guides and drivers; however, the amount you give should be dependent on the level of service you receive.

Money

The Jordanian Dinar (JOD) is the currency of Jordan. ATMs are available in Amman and Aqaba. The use of credit cards; American Express, Visa, Master Card, Diners club are accepted at some hotels, however, it is recommended to have some cash at hand.

Be Aware

Overall, the level of petty crime is much less than in most Western countries. However, take the usual precautions about avoiding rowdy political demonstrations, not flashing money around and being aware of pickpockets in crowded places.

ISRAEL

Passports and Visas

Many countries do not require a visa for travel to Israel, generally for a maximum stay of 3 months. See [here](#) for the full list. If you require a visa to visit Israel, please get in touch with the Israeli embassy or consulate nearest to you. For more information, see [here](#). Make sure your passport is valid for at least six months beyond your planned date of departure from Israel. In Israel, instead of stamping passports at airports and land crossings, an electronic gate pass system is used. Travelers receive small slips of paper with a barcode, which serves as their exit permit from the passport control hall. Make sure you keep this with you throughout the trip.

Health

No vaccinations are needed.

Weather

The most popular time to travel to Israel and Jordan is in the late spring and fall, when the weather is warm but not oppressively hot, and fairly dry. Summer brings extreme heat, especially in July and August when temperatures can rise up to 40 C. In the fall daytime temperatures are very pleasant; around 15-25 C degrees in most of the country, though they are usually higher around the Dead and Red Seas. Jerusalem will be in the 5-10 C degrees range in the evening. There is a chance of rain towards the end of the year.

Food

Meals are included as per the itinerary where B = breakfast, L = lunch, D = dinner. Middle Eastern cuisine is a highlight of this tour in both Israel and Jordan. Popular everyday snacks include hummus, falafel, baba ghanoush, tabbouleh, olives and pita bread. Israel continues to adapt, elements of various styles, but also incorporating local agricultural products such as avocado. As Jordan is one of the largest producers of olives in the world, olive oil is the main cooking oil. Jordanian cuisine ranges from baking, sauteeing and grilling of meats to stuffing of vegetables – leaves and eggplants. Also common is roasting or preparing foods with special sauces. In Southern Jordan a specialty and delicacy of the area that you will get to enjoy is the Zarbs, which is prepared in a submerged oven called a taboon.

Drink

Keeping you completely hydrated is a job we take very seriously, especially in a desert environment. Cold water, some energy-restoring soft drinks are included in the tour price while riding. Soft drinks and other beverages during meals are not included. But you may also want to bring electrolyte in powder or tablet form. Alcoholic drinks are available in Israel everywhere but only in hotels in Jordan. Alcohol is NOT included in the tour price.

Solo Travelers

SpiceRoads does not require you to pay a surcharge for traveling alone. We will arrange for you to share accommodation with another traveler of the same gender and if we can not match you up we will provide a single room at no extra charge. If you prefer not to share a single supplement is payable to guarantee your own room. The cost of the single supplement is listed above.

Extra Expenses

We recommend that you tuck away a few extra liras for possible incidentals that might arise. It is always wise to have some paper currency in case of ATM absence or credit card problems. This will save you a lot of unnecessary worries. It is also customary to tip local tour guides and drivers; however, the amount you give should be dependent on the level of service you receive.

Money

Israel's currency is the New Israel Shekel (NIS). ATMs give standard rates and are available in Jerusalem and Tel Aviv in heavily touristed areas, but there are few in other cities so it is recommended to have some shekels on hand before departing Jerusalem.

Be Aware

Overall, the level of petty crime is much less than in most Western countries. However, take the usual precautions about avoiding rowdy political demonstrations, not flashing money around and being aware of pickpockets in crowded places.

GENERAL BOOKING INFO

If this is the tour for you here's what you need to do to confirm your place:

FLEXIBLE BOOKING CONDITIONS

Booking a SpiceRoads cycling adventure is easy and we try to do everything possible to make sure you have full flexibility and peace of mind. We do not require a deposit to hold your place on a tour and once full payment has been made your money is protected in our client account and you have the flexibility to cancel or change your booking if needed.

CONFIRMING YOUR BOOKING

Just complete our online booking form or send your booking details offline (email or post), and we will confirm your participation. No deposit is needed to confirm your place on a SpiceRoads tour.

You are advised to read our [Booking Conditions](#) in full before you make your payment and should you require further clarifications of any of the conditions below, please [email us](#) or call our office.

TRIP STATUS

There is a minimum number of participants (usually 2) required to enable the trip to go ahead. Once the minimum number is reached, the trip status will change from 'Available' to 'Guaranteed to Depart'. Once a trip is guaranteed to depart you are free to book your flights and make other travel arrangements. If the trip status is 'Limited' will mean we have only a small number of spaces available for booking. If you are unsure about the trip status, please [email us](#) or call our office.

BOOKING ONLINE

From the tour page, click the 'Book Now' link. All departures for this tour will appear, just select the date you'd like to travel. For the next steps, you'll need to know the names of the people travelling. If you wish you can also provide extra details such as passport numbers, height (for bike hire), or you can add that later by logging into [Manage My Trip](#) (we'll set up an account for you automatically if you don't already have one). Our system will contact you from time to time to fill in the missing information, as it will be required before departure. However, if the trip that you are booking offers a child discount, you will have to fill out the date of birth of each rider (so we can calculate the appropriate discount).

If you are having any problems [please send us an email](#), or give us a call (+66 026 3295) and one of our travel specialists will assist you with your booking.

BOOKING OFFLINE

Just call us or send an email indicating which trip you want to join and we will happily send you a list of questions and process your booking for you.

DEPOSITS AND PAYMENTS

We do not require a deposit or full payment to book a place for you on a tour.

The balance of the tour's cost (final invoice) will need to be paid 60 days before the departure date with fees for any bicycle rental(s), single supplement(s) and extra hotel nights.

In the case where a booking is made when there are less than 60 days until the tour departure date, the tour's cost should be paid in full within 72 hours of receiving an invoice from SpiceRoads. Payment can be made by credit card using our online payment gateway or by bank transfer. When making payment online you will need to confirm that you have read these booking conditions during the "checkout" process, which equates to agreeing to the terms of services and stipulations as indicated in this document.

In all cases, tour fees need to be paid "in full" before participation in a tour. No person(s) will be allowed to join a tour without fully settling their invoice and receiving a confirmation number from SpiceRoads.

The exception can be made for last-minute miscellaneous fees that can be paid locally (visas, additional local hotel bookings, etc.) can be settled on the day of arrival.

FULL FLEXIBILITY FOR TOUR CANCELATIONS

If the tour is cancelled or postponed by SpiceRoads because we didn't make the trip numbers and the tour can't run, we will make a full cash refund (by bank transfer or on your credit card).

If the tour is cancelled for any other reason, including due to Covid related travel restrictions, we will give you a full credit (with no deductions for admin or any other small-print item) to use on any SpiceRoads tour with no time limit. (Exceptions being flights, special permits and other non-refundable items and these will be advised when booking the trip).

Before paying for your tour, you can cancel your booking with no charge and up until 40 days before departure, you can change your booking to another travel date or move your booking onto another SpiceRoads tour with no charges.

If you need to cancel after you have made full payment, please see our [cancellation policy](#).

Loyalty Riders Club

For those who have been on several long tours with us, we reward customer loyalty by offering repeat customers a special discount off the tour price (excludes single supplement and bike rental). If this is your fourth scheduled tour or more you will receive a 5% discount. If this is your eighth scheduled tour or more we will extend a 10% discount. The discount will be reflected in your online booking, but please contact us if any questions. Loyalty discounts cannot be used in conjunction with any other offer. Note: Only tours of 7 days or more will be applicable for a loyalty discount.

International Flights

International flights, to and from the start and finish points are not included in the tour price. Once your tour is Guaranteed to Depart you can book your flight. Please contact us for advice before arranging flights for the best arrival and departure times. We would only cancel a trip for an extreme circumstance, but in that case, where we cancel your trip, we cannot be liable for losses incurred relating to any flight booking you have made. Please claim any losses from your [travel insurance](#) that you acquired when you booked your holiday.

Newsletter

Our adventure travel [e-newsletter](#) is full of travel news, trip information, interesting stories and contests. To avoid missing out on special offers and updates from SpiceRoads, be sure to subscribe.

The information in this document is given in good faith, and covers the average range of conditions likely to be found on this trip. Please note that the itinerary is subject to change due to unforeseen circumstances, however, we will always do our best to adhere to this original itinerary

CONTACT US

45 (Sub Soi Pannee) Soi Pridi Banomyong 26
Sukhumvit Soi 71 Klongtan Nua, Wattana
Bangkok, Thailand 10110
Tel: +66 (0) 2 026 3295
Email: info@spiceroads.com
Website: www.spiceroads.com

FOLLOW US

 twitter.com/spiceroads
 youtube.com/user/spiceroads
 instagram.com/spiceroads
 facebook.com/SpiceRoad