

# SPICE ROADS

## CYCLING



### RIDING THE COLOMBIAN ANDES

Tour Code  
**COL-BCA**

**12** DAYS  
**11** NIGHTS

	Destinations	Colombia
	Tour Meets Tour Ends	Bogota, Colombia Bucaramanga, Colombia
	Fly in to Fly out of	El Dorado International Airport (BOG) Palonegro International Airport (BGA)
	Group Size Minimum Age	2-14 riders 18 (on scheduled departures)

### ACTIVITY PROFILE



<b>9</b> Cycling days	<b>369</b> km Total cycling distance
<b>41</b> km Avg distance / day	<b>830</b> m Avg climbing / day

### PRICING



Price  
Bike Hire (29" Mountain Bike)  
Single Supplement

US\$ 4,500  
US\$ 295  
US\$ 650

### WHAT'S INCLUDED

- ✓ SpiceRoads jersey
- ✓ Water bottle
- ✓ Support vehicle
- ✓ Guide(s)
- ✓ Meals (as indicated)
- ✓ Airport pick up
- ✓ Airport drop off
- ✓ Accommodation
- ✓ Snacks and drinks
- ✓ Entrance fees
- ✓ Ferry/boat fares

### WHAT'S EXCLUDED

- ✗ International flights
- ✗ Domestic flights
- ✗ Visa fees
- ✗ Alcohol
- ✗ Tips

### DEPARTURES



24 July - 04 August 2024  
21 August - 01 September 2024  
20 November - 01 December 2024  
08 January - 19 January 2025  
12 February - 23 February 2025  
23 July - 03 August 2025  
20 August - 31 August 2025  
19 November - 30 November 2025

## TRIP PROFILE

This tour uses a mix of roads and trails ranging from sealed roads to lumpy single-track trails. We will ride mountain bikes but the cycling is not technical and gravel bikes are also suitable. The distances are not long but the terrain is often hilly and most days we expect to ride for between 3-5 hours. There are a couple of harder days with over 1,000 metres climbing on the tour, but the support vehicle allows you to do as much cycling as you wish. There are also a few single-track sections where the vehicle cannot follow and your guides will make sure you are well aware of these days and before we hit this part of the route. As we all ride at a different speed and this will vary depending upon how we feel on the day, the guides will ride through the group to make sure everyone is ok, but stop at the top of passes to regroup. It is not essential that you keep up with everyone (especially on the climbs), ride at your speed and enjoy the riding and take in views and immerse yourself in your surroundings. If you are having a bad day, don't worry (it happens to us all) there is always support close at hand.

**Suitability:** This trip is suitable for anyone with a reasonable fitness level and has been designed for all levels of ride. This trip is not a technical off-road trip and is suitable for gravel bikes as well as mountain bikes. The days are not too long, but there are climbs every day, and there will be some steep sections that will test the gearing on your bikes as well as your legs but these are never long and not every day. Overall, we will climb just over 7,500metres (24,500feet) in 12-days so you should enjoy going up as well as down and the fitter you are, the more you will enjoy the ride.

**Biking Conditions:** This tour follows a mix of good sealed roads, gravel roads and dirt tracks. The mix is roughly 50/50 on-road/off-road riding. In Colombia, it is only the main roads that are sealed so using mountain bikes we can stay away from main roads and traffic and follow minor-gravel roads as well as dirt trails. We have MTB as our default rental option but the terrain is rideable on a gravel bike and you are welcome to bring your gravel bike.

**Cycling Days:** We ride point to point on most days. Usually, there will be one main stop planned each day and several short stops to regroup, refuel or take-in-the-views before we reach our finish point. On two days we will do rides that start and end at the same hotel, allowing us to spend longer in the beautiful colonial towns of Villa de Leyva and Barichara. Apart from arrival and departure days where no riding is planned, we have one full day off the bike on day 10.



## Day 1 Arrival in Bogota

Welcome to Colombia - please make your way to our start hotel. Our team will be available throughout the day to help you put your bike together and give you an orientation and explanation of things to do and see in Bogota. In the evening the Tour Leader will have a tour briefing followed by dinner.



Hilton Garden Inn



Dinner

## Day 2 Zipaquirá - Ubaté

After breakfast, we will escape the city and take a short (1 ½ hour) transfer towards the mountains to the small town of Chia, which is named after the moon goddess according to the Muisca legends. The hire-bikes will be waiting here for a bike-fitting and test run before starting our first ride. We will take it easy for the first day riding in the mountains at altitude and start with

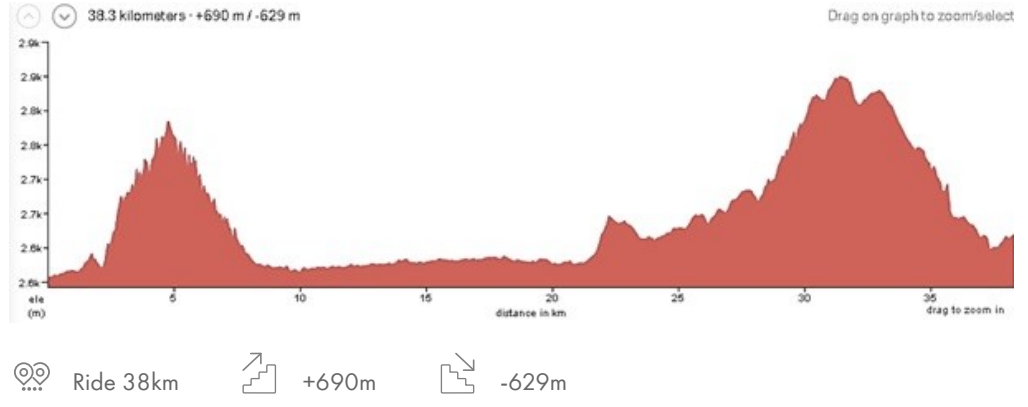
a gentle climb to la Valvanera, an impressive church perched on the mountains with lovely views across northern Bogotá savanna. We then roll downhill into the rural areas of Tabio, riding in the roads know locally as “legendary mountains.” From there we will pedal through the gravel roads to reach the town of Zipaquirá, which is the hometown of the 2019 Tour de France winner Egan Bernal. After reaching the town we can walk around the old town and enjoy a late lunch in the beautiful main plaza. In the afternoon we will transfer (1 hour) by car to our final destination, Ubaté.



Rocas de Zunubá



Breakfast, Lunch, Dinner



### Day 3 Ubaté - Ráquira

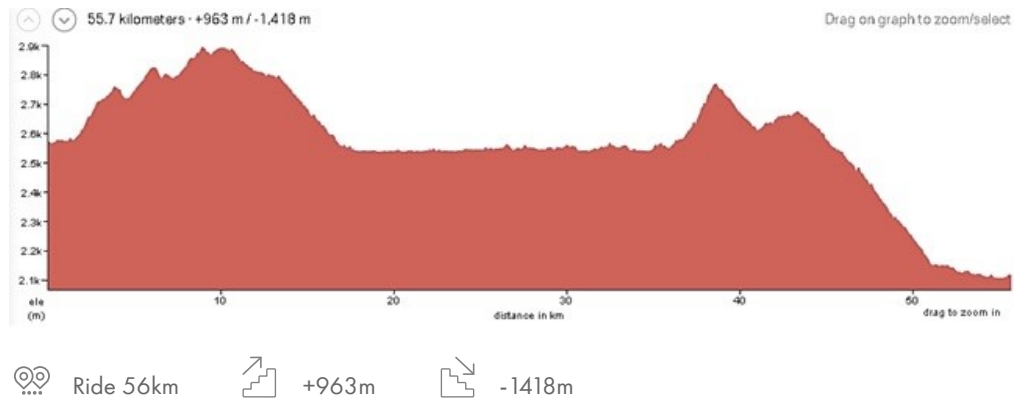
We will start with a ride alongside Fuquene lagoon and out into the rural areas of Capellania and San Miguel de Sema following a mix of paved and quiet unpaved roads. By noon we'll reach the colourful town of Ráquira, also known as the ceramics town and one of the most striking villages in Boyacá due to its pottery, ceramics production, as well as its beautiful architecture. We will stop to take a look around and have lunch at one of the excellent local restaurants. After a siesta, we will ride some more trails to reach our hotel in the mountains.



Hotel Alma



Breakfast, Lunch, Dinner



### Day 4 Ráquira - Candelaria Desert - Villa de Leyva

Today we pedal out of town and ride across the Desierto de La Candelaria, which surprises us with unexpected scenery that provides an interesting contrast to the typical Andean landscapes. We pass by La Candelaria Monastery and Patio De Brujas before a short climb takes us to the top of a mountain pass where we have a panoramic view of the valley, and where Villa de Leyva is located. At an elevation of 2,149m and known for its whitewashed colonial buildings, cobbled lanes and vast Plaza Mayor, the town of Villa de Leyva is one of the many highlights of this trip, It is historically significant as well as architecturally impressive, it is where the first congress of the United Provinces was formed and Colombia's new laws were drafted after independence in 1812. We expect to reach the area of Villa de Leyva by late morning and will have time to visit the Parque Arqueológico de Monquirá (the ancient Muisca observatory) to learn about the pre-Colombian civilizations that inhabited this land as well as Colombia's march to independence. After a late lunch at our hotel, where we stay for two nights, there will be time to explore its charming cobblestone streets, have a coffee, beer, or perhaps taste the local desserts.



Villa de Leyva

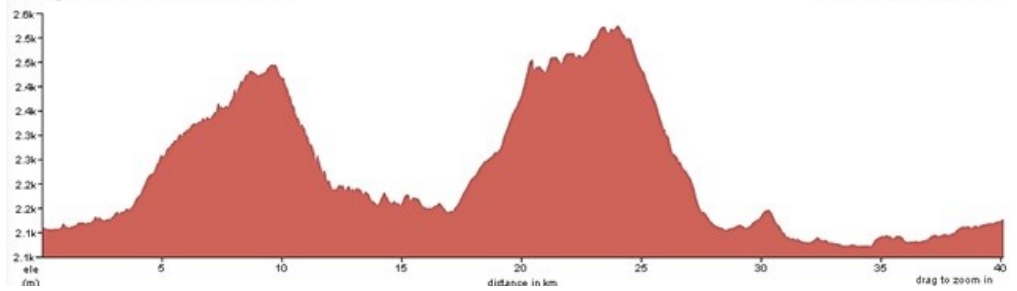


Breakfast, Lunch, Dinner



40.1 kilometers · +935 m / -919 m

Drag on graph to zoom/select



Ride 40km



+935m



-919m

## Day 5 Villa de Leyva - Local Vineyards Ride

Today we have a ride right out of the hotel to discover the unique and fascinating area of Villa de Leyva, situated in the foothills of the Iguaque mountains, we follow a mix of gravel and paved roads through the Andean countryside to a local vineyard. In Colombia, it's unusual to find wine in the land of Chicha and Aguardiente (local liquors) but Villa de Leyva is one of the very few localities that produce wine in Colombia. The favourable weather conditions, sunny days, and the clay-based substrate are conducive for producing excellent vines and we take a bit of time off the bikes to learn about the wine-making process and of course sample the product. After an easy ride back into town we have some more time to relax and enjoy the amenities of the hotel or simply walk in the town, relax in the plaza or discover Our Lady of the Rosa Church and the Antonio Nariño House Museum, where this great Colombian war hero died.



Villa de Leyva

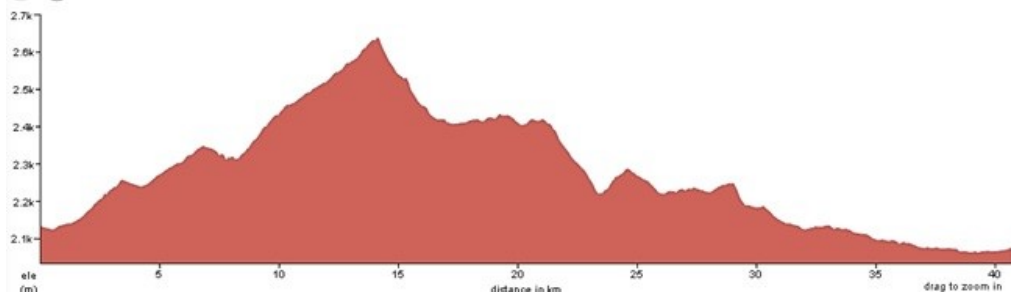


Breakfast, Lunch, Dinner



40.7 kilometers · +726 m / -784 m

Drag on graph to zoom/select



Ride 41km



+726m



-784m

## Day 6 Villa de Leyva - Moniquirá,

At this altitude the mornings are fresh and the optimal time to ride and we will arrive at our destination in time for lunch. Today will leave Villa de Leyva behind us and we head uphill to Santa Sofía on quiet paved roads with good views of the mountains and riding through several vineyards before arriving in Moniquirá, our final destination today. Before the arrival of the Spanish conquistadores, Moniquirá was ruled by the cacique of Susa, a local king or chieftain and in the Chibcha language of the Muisca, Moniquirá means "place of bath." It is also famous for Bocado, a Colombian sweet made from guava paste and wrapped in a dried leaf, in the afternoon we will have a chance to visit a local artisanal producer to sample some of the best in the area. This local treat and the cycling culture in Colombia have a very close history, Bocado's are the best fuel!



Carson del Virrey



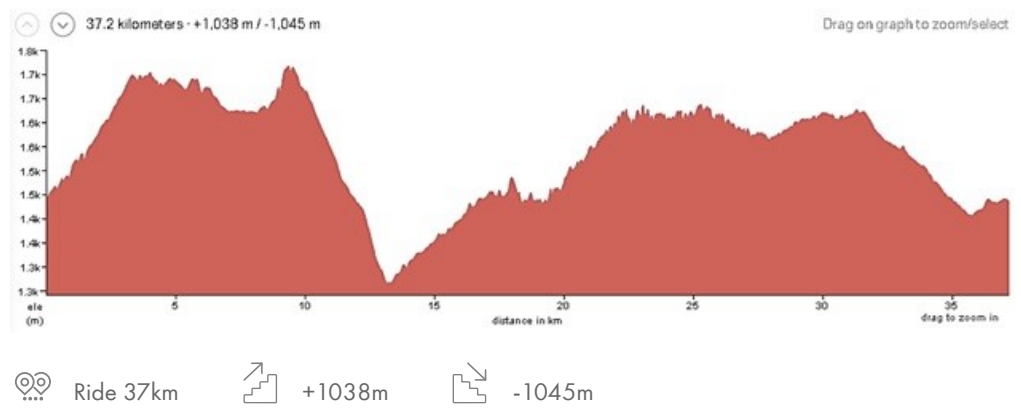
Breakfast, Lunch, Dinner



## Day 7 Monquirá - Vado Real - Guadalupe

We start our morning with a short transfer (1-hour) by car to the small town of Vado Real, from there we will jump on our bicycles and start pedalling on quiet paved roads to Suaita, and then to San José De Suaita, from where we head off-road through the beautiful rural landscape of the Santander mountains. We follow some fantastic mountain bike trails in the Colombian countryside and on the way we will make a stop at “Los Caballeros” an incredible waterfall before finally arriving at the town of Guadalupe. We ride around this charming colonial town with a beautiful central plaza and well-preserved architecture. After checking into our hotel for lunch we can enjoy the amenities at the hotel or take an optional walk to las Gachas.

 Terrazas de Guadalupe  Breakfast, Lunch, Dinner

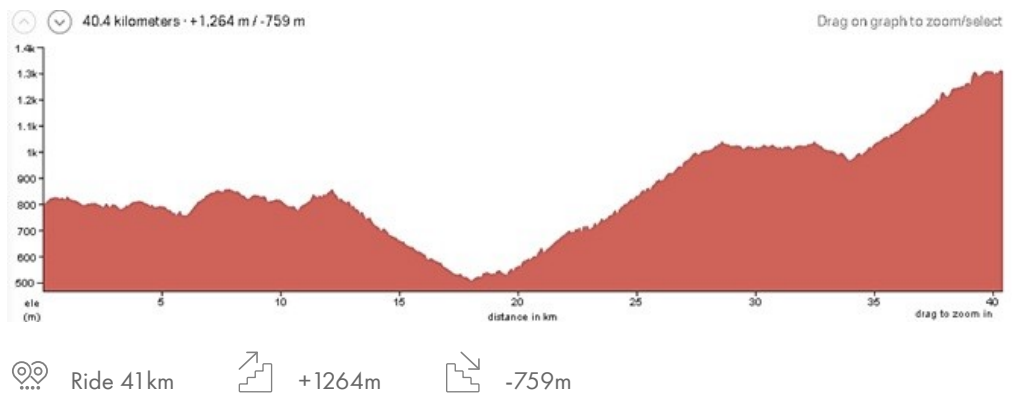


## Day 8 Guadalupe - Guane - Barichara

Today we have a challenging day up-and-down in the mountains but hopefully, you will now be used to the hilly Colombian trails by now! We will make an early start fueled by local orange juice and coffee for a short (1 hour 40 mins) transfer by car north, to the town of Palmar. From there we will take our bicycles and start to ride on the amazing gravel roads which take us to Galan and then to Guane. For the first portion, we will be riding through the forest and crossing creeks before we cross the Suarez river and start a climb on the way to Guane. This climb is loaded with amazing views all the way and the nature here is impressive. The landscape of the Colombian Andes throughout the state of Santander is characterized by the yellow and red tones of the clay-based hills on this predominantly dry enclave. We have lunch in Guane, another small beautiful town, which has preserved the colonial architecture and cobblestone streets. We will have our lunch here and then push on to reach the town of Barichara. Late afternoon/evening stroll to enjoy this beautiful town.

 Mision Santa Barbara  Breakfast, Lunch, Dinner



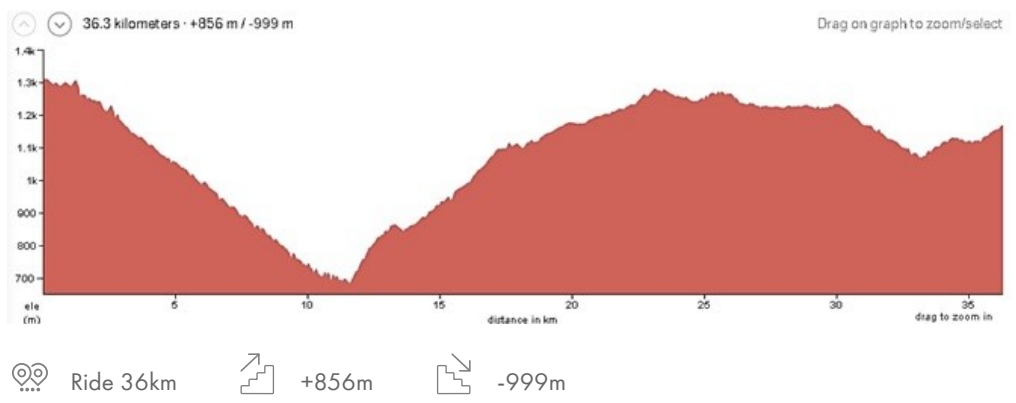


## Day 9 Barichara - San Gil - Barichara

Barichara is one of the most charming of all towns in all of Colombia, featuring cobbled streets, picturesque scenery, whitewashed buildings with red-tiled roofs, colourful shutters, and a laid back vibe. Today is an exciting morning of mountain biking planned with a predominantly downhill ride through the valleys to Cabrera and ending in San Gil. This is a spectacular ride through beautiful landscapes following dirt trails and single-track with some superb downhill sections punctuated by small short, sharp climbs. A real day for the mountain bikers! We will stop at Cabrera, yet another charming Colombian town and then relax with a few beers in San Gil before transferring back up the mountain to Barichara where we can chill out for the rest of the day.

Mision Santa Barbara

Breakfast, Lunch, Dinner



## Day 10 Barichara - Chicamocha Canyon Cable Car Ride - Mesa de los Santos (non-riding day)

Chicamocha Canyon is the largest canyon in Colombia, and means "full moon night's mountain silver river" in Guane language and will be the focus for today. We will start early in the morning with a short (1 hour 45min) transfer with incredible views next to the canyon that will take us to the national park. Taking a spectacular and truly memorable cable car ride across the canyon is the best way to appreciate this geological marvel. Chicamocha is a steep-sided canyon carved by the Chicamocha River carving a boundary between Boyacá and Santander departments. With a maximum depth of 2000 meters (6,600 ft), an area of 108,000 hectares (270,000 acres) and a length of 227 kilometres (141 mi), the canyon is the second-largest in the world behind America's Grand Canyon. The cable car will take us to the other side of the canyon, Mesa de Los Santos (6.7km in a straight line) and here we will visit the local market and followed a short transfer to our hotel with a free afternoon to relax in the hotel pool or some easy short riding.

Hotel Santa Clara

Breakfast, Lunch, Dinner

## Day 11 Mesa de Los Santos - Riding The Canyon

Today you wake up to some of the most striking views in Colombia surrounded by imposing arid mountains and just a few kilometres from the spectacular red and yellow hues of the canyons. Early risers may want to pedal down to take in the sunrise before breakfast. Last ride today, and

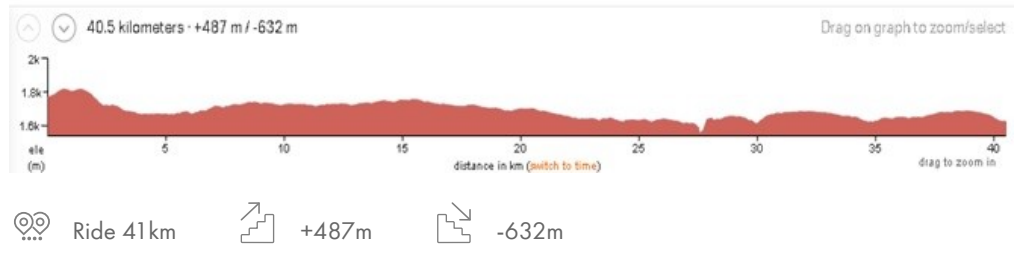
it is a cracker to finish with. We hit the trails at an altitude of 1,700 metres for another wonderfully varied ride off-and-on-road, following trails through the spectacular Andean landscape of Santander passing by coffee plantations and looking out for birds such as Azulejo Palmero and Tángara Real that are endemic to this area. We stop at a local hacienda where we learn about the local coffee and its process and enjoy a local lunch before looping back to our hotel where we can enjoy a late afternoon with cold beer straight from the local brewery to celebrate our achievements. Tonight we have a magnificent farewell dinner and relive the best moments of an amazing Andean adventure.



Hotel Santa Clara



Breakfast, Lunch, Dinner



## Day 12 Onward Travel from Bucaramanga

After breakfast transfer (1 hour 30 mins) to Bucaramanga airport for your flight to Bogota, Medellin or any other onward travel (flights not included).



Breakfast

**Disclaimer:** The adventure cycling tours we operate often go beyond the beaten track, and the countries where we ride are not always predictable. Due to these reasons, it is occasionally necessary to reroute or update itineraries. Our guarantee is that we will not change a trip unless for safety or to improve it. Our listed hotels are always accurate at the time of writing, but should we have to change any hotel, it will always be for a similar or better one.

## NUTS & BOLTS

### Bikes

Because some people can't imagine going on a trip without their own beloved bicycle, we do not provide them as part of this tour. However, you can hire bikes locally for the price listed in the tour pricing section.

If you bring your own bike, please make sure it is a mountain bike, preferably with front suspension, in good mechanical order.

We also have Gravel bikes available for hire, but they are limited in number & size - please send an email to us to check on availability.

### Bike Repairs

Basic spares and tools are carried by the guide and on the support vehicle, though we cannot guarantee having spares for every conceivable problem. Carrying a basic tool kit, a spare tube and a pump while riding is recommended.

### Safety

Wearing a helmet is required on all our biking adventures and is non negotiable. If you do not wear a helmet you will not be allowed to cycle. Your tour leader is trained in first aid and



emergency rescue, but to a large degree you must be responsible for your own safety while riding. It is therefore compulsory that you take out travel insurance that will cover you for a mountain biking tour.

## Guides

You will be led by a local English-speaking guide and if the group is 9 people or more we will add another guide to the tour. All our guides are well informed in the history, culture and religions of the area where you are biking and are skilled at passing that knowledge on to you. Your guide is also medically trained and an experienced cyclist, able to handle most minor repairs en route.

## THE NITTY GRITTY

### Passports and Visas

Travellers from Australia, the United Kingdom, US, Canada and the EU do not need a visa to enter Colombia for a visit of fewer than 90 days. Citizens of certain countries need to present a tourist visa to gain entry. These can be processed at the Colombian embassies and consulates abroad. You can check if you need a visa or not in the link [here](#)

### Covid (Updated 15 July 2021)

International travellers who entered Colombia should not present a negative PCR test to enter the country. They only have to do their Check-Mig registration 24 hours before their flight at the following link: [www.migracioncolombia.gov.co](http://www.migracioncolombia.gov.co) Currently, Colombia has 20 airlines in operation connecting 8 destinations nationwide with 22 countries in the world. If you are travelling to the interior of the country, you do not need to present your negative PCR test. Nor will it be required to have the information downloaded and filled out in the CoronApp mobile application.

Since June 8, commercial establishments and other economic activities have reopened in the cities of Bogotá and Medellín, maintaining all biosafety measures (face masks, distancing, hand washing, ventilation), prioritizing outdoor activities and with some controls on capacity. You will be expected to wear a facemask when entering cafes and hotels but not when cycling.

~~~

## Health

No vaccinations are not considered necessary to enter Colombia, however, if you wish to visit tourist sites such as the Sierra Nevada de Santa Marta National Park, the Tayrona National Park or the different Amazon reserves, the Colombian authorities will require that you are properly vaccinated against yellow fever. Remember that this vaccine must be administered at least 10 days before travelling to these destinations.

~~~

## Weather

One of the most surprising things about Colombia for foreign visitors is the unchanging nature of its climate all year round. This is because the country is located on the Equator, which means the sun rises and sets at the same time all year round and the season stays the same, unlike almost every other country in the world. There are just the dry seasons (from December to January and July to August) and the rainy seasons (from April to May and September to October). However rain is always a possibility and you will need to bring a waterproof jacket and pants, while Bogota can get quite cold so bring a fleece and some colder weather riding gear such as arm-warmers and a gilet for the days at altitude. Sun cream is also a must, as is a covering for your head.

~~~

## Food

Colombian food is a unique blend of indigenous and European traditions with a strong Afro-Caribbean influence and is noted for its diversity and quality. The two largest indigenous groups before the European conquest were the Tairona, who lived along the Caribbean coast, and the Muisca, who lived in the highlands to the South. Arepas, made from ground corn, are one of the oldest cooked dishes in Colombian cuisine and it is believed that the name derives from the word for corn in the Chibcha languages. In Bogotá and the Andean region, Ajiaco is the traditional dish. It is also a type of soup made with chicken and potatoes, and flavoured with a locally grown herb called "guasca". You will have lots of opportunities to try the local cuisine and we work hard to make sure you sample a wide variety of typical dishes during your time in Colombia.

~~~

## Drink

Keeping you completely hydrated is a job we take very seriously. Cold water, some energy restoring local fruit and soft drinks are included in the tour price while riding. Soft drinks and other beverages during meals are not included. But you may also want to bring electrolytes in powder or tablet form. Alcoholic drinks are available everywhere, but are NOT included in the price.

~~~

## Solo Travelers

SpiceRoads does not require you to pay a surcharge for travelling alone. We will arrange for you to share accommodation with another traveller of the same gender and if we can not match you up we will provide a single room at no extra charge. If you prefer not to share a single supplement is payable to guarantee your own room. The cost of the single supplement is listed above.

~~~

## Extra Expenses

We recommend that you tuck away a few extra US Dollars for possible incidentals that might arise. It is always wise to have some paper currency in case of ATM absence or credit card problems. This will save you a lot of unnecessary worries. It is also customary to tip local tour guides and drivers; however, the amount you give should be dependent on the level of service you receive.

~~~

## Money

The Colombian peso is the country's legal tender. It is generally identified with the abbreviation COP, and you'll find that the official peso symbol (\$) is used locally. A wide selection of banknotes and coins are used. You will find 50, 100, 200, 500 and 1,000 peso coins and 1,000, 2,000, 5,000, 10,000, 20,000, 50,000 and 100,000 peso banknotes. ATMs that accept major credit cards can be found in all sizable towns and cities. It's best to use credit cards as a backup for cash. There are many foreign exchange offices in every city and town and at major attractions. The best currencies to take are US dollars.

~~~

## Be Aware

Overall, the level of petty crime is much less than in most Western countries. However, take the usual precautions about avoiding rowdy political demonstrations, not flashing money around and being aware of pickpockets in crowded places.

~~~

## GENERAL BOOKING INFO

If this is the tour for you here's what you need to do to confirm your place:

### FLEXIBLE BOOKING CONDITIONS

Booking a SpiceRoads cycling adventure is easy and we try to do everything possible to make sure you have full flexibility and peace of mind. We do not require a deposit to hold your place on a tour and once full payment has been made your money is protected in our client account and you have the flexibility to cancel or change your booking if needed.

### CONFIRMING YOUR BOOKING

Just complete our online booking form or send your booking details offline (email or post), and we will confirm your participation. No deposit is needed to confirm your place on a SpiceRoads tour.

You are advised to read our [Booking Conditions](#) in full before you make your payment and should you require further clarifications of any of the conditions below, please [email us](#) or call our office.

## TRIP STATUS

There is a minimum number of participants (usually 2) required to enable the trip to go ahead. Once the minimum number is reached, the trip status will change from 'Available' to 'Guaranteed to Depart'. Once a trip is guaranteed to depart you are free to book your flights and make other travel arrangements. If the trip status is 'Limited' will mean we have only a small number of spaces available for booking. If you are unsure about the trip status, please [email us](#) or call our office.

## BOOKING ONLINE

From the tour page, click the 'Book Now' link. All departures for this tour will appear, just select the date you'd like to travel. For the next steps, you'll need to know the names of the people travelling. If you wish you can also provide extra details such as passport numbers, height (for bike hire), or you can add that later by logging into [Manage My Trip](#) (we'll set up an account for you automatically if you don't already have one). Our system will contact you from time to time to fill in the missing information, as it will be required before departure. However, if the trip that you are booking offers a child discount, you will have to fill out the date of birth of each rider (so we can calculate the appropriate discount).

If you are having any problems [please send us an email](#), or give us a call (+66 026 3295) and one of our travel specialists will assist you with your booking.

## BOOKING OFFLINE

Just call us or send an email indicating which trip you want to join and we will happily send you a list of questions and process your booking for you.

## DEPOSITS AND PAYMENTS

We do not require a deposit or full payment to book a place for you on a tour.

The balance of the tour's cost (final invoice) will need to be paid 60 days before the departure date with fees for any bicycle rental(s), single supplement(s) and extra hotel nights.

In the case where a booking is made when there are less than 60 days until the tour departure date, the tour's cost should be paid in full within 72 hours of receiving an invoice from SpiceRoads. Payment can be made by credit card using our online payment gateway or by bank transfer. When making payment online you will need to confirm that you have read these booking conditions during the "checkout" process, which equates to agreeing to the terms of services and stipulations as indicated in this document.

In all cases, tour fees need to be paid "in full" before participation in a tour. No person(s) will be allowed to join a tour without fully settling their invoice and receiving a confirmation number from SpiceRoads.

The exception can be made for last-minute miscellaneous fees that can be paid locally (visas, additional local hotel bookings, etc.) can be settled on the day of arrival.

## FULL FLEXIBILITY FOR TOUR CANCELATIONS

If the tour is cancelled or postponed by SpiceRoads because we didn't make the trip numbers and the tour can't run, we will make a full cash refund (by bank transfer or on your credit card).

If the tour is cancelled for any other reason, including due to Covid related travel restrictions, we will give you a full credit (with no deductions for admin or any other small-print item) to use on any SpiceRoads tour with no time limit. (Exceptions being flights, special permits and other non-refundable items and these will be advised when booking the trip).

Before paying for your tour, you can cancel your booking with no charge and up until 40 days before departure, you can change your booking to another travel date or move your booking onto another SpiceRoads tour with no charges.

If you need to cancel after you have made full payment, please see our [cancellation policy](#).

## Loyalty Riders Club

For those who have been on several long tours with us, we reward customer loyalty by offering repeat customers a special discount off the tour price (excludes single supplement and bike rental). If this is your fourth scheduled tour or more you will receive a 5% discount. If this is your eighth scheduled tour or more we will extend a 10% discount. The discount will be reflected in your online booking, but please contact us if any questions. Loyalty discounts cannot be used in conjunction with any other offer. Note: Only tours of 7 days or more will be applicable for a loyalty discount.

## International Flights

International flights, to and from the start and finish points are not included in the tour price. Once your tour is Guaranteed to Depart you can book your flight. Please contact us for advice before arranging flights for the best arrival and departure times. We would only cancel a trip for an extreme circumstance, but in that case, where we cancel your trip, we cannot be liable for losses incurred relating to any flight booking you have made. Please claim any losses from your [travel insurance](#) that you acquired when you booked your holiday.

### Newsletter

Our adventure travel [e-newsletter](#) is full of travel news, trip information, interesting stories and contests. To avoid missing out on special offers and updates from SpiceRoads, be sure to subscribe.

The information in this document is given in good faith, and covers the average range of conditions likely to be found on this trip. Please note that the itinerary is subject to change due to unforeseen circumstances, however, we will always do our best to adhere to this original itinerary

### CONTACT US

45 (Sub Soi Pannee) Soi Pridi Banomyong 26  
Sukhumvit Soi 71 Klongtan Nua, Wattana  
Bangkok, Thailand 10110  
Tel: +66 (0) 2 026 3295  
Email: [info@spiceroads.com](mailto:info@spiceroads.com)  
Website: [www.spiceroads.com](http://www.spiceroads.com)

### FOLLOW US



[twitter.com/spiceroads](https://twitter.com/spiceroads)



[youtube.com/user/spiceroads](https://youtube.com/user/spiceroads)



[instagram.com/spiceroads](https://instagram.com/spiceroads)



[facebook.com/SpiceRoad](https://facebook.com/SpiceRoad)